

**AUBURN AREA RECREATION AND PARK DISTRICT
MEETING OF THE BOARD OF DIRECTORS AGENDA**

6:00 PM

**THURSDAY, JANUARY 26, 2017
CANYON VIEW COMMUNITY CENTER, BOARD ROOM
471 MAIDU DRIVE
AUBURN, CA**

Materials related to an item on this Agenda submitted to the District after distribution of the agenda packet are available for public inspection in the District's Office at 471 Maidu Drive, Auburn, CA 95603 during normal business hours.

1.0 CALL TO ORDER

FLAG SALUTE (PLEDGE TO THE FLAG)

The Board of Directors of the Auburn Area Recreation and Park District welcomes you to its meetings. Regular meetings are scheduled at 6 p.m. the last Thursday of each month. The November and December Board meetings will be scheduled in consideration of recognized holidays. Your attendance and interest is encouraged and appreciated. Special accommodations may be made upon request to the District Administrator 72 hours in advance of the meeting.

Roll Call

Lynch _____ Gray _____ Ainsleigh _____ Ferris _____ Holbrook _____

2.0 INTRODUCTIONS, PRESENTATIONS AND ANNOUNCEMENTS

None.

3.0 AGENDA REVIEW, CHANGES, AND APPROVAL

Motion by _____ Second by _____ to _____

Lynch _____ Gray _____ Ainsleigh _____ Ferris _____ Holbrook _____

Roll Call Vote

4.0 PUBLIC COMMENT – This is the time wherein any person may comment on any item not on the agenda within the subject matter jurisdiction of the Board of Directors. After you are recognized by the Board Chairperson, please come to the lectern and state your name, and address for the record (optional). There is a time limitation of three minutes.

5.0 CONSENT ITEMS – (roll call vote). All matters listed under the Consent Calendar are to be considered routine by the Board of Directors and will be enacted by one motion in the form listed. There will be no separate discussion of these items unless, before the Board votes on the motion to adopt, a member or members of the Board, staff or the public requests a specific item to be removed from the Consent Calendar for separate discussion and action.

_____ **5.1 Review and Approval of the December 15, 2016 Minutes of the Board of Directors**

Review and approval of minutes.

_____ **5.2 Review of Cash Requirements for December, 2016 (Standing Finance Committee)**

This item was reviewed and approved by the Standing Finance Committee and forwarded to the Board of Directors for review and approval.

_____ **5.3 Financials for November, 2016 (Standing Finance Committee)**

This item was reviewed and approved by the Standing Finance Committee and forwarded to the Board of Directors for review and approval.

_____ **5.4 Financials for December, 2016 (Standing Finance Committee)**

This item was reviewed and approved by the Standing Finance Committee and forwarded to the Board of Directors for review and approval.

_____ **5.5 Board Secretary Position (Program, Personnel, Policy, Fee & Legal Review Committee)**

Shall the Auburn Area Recreation and Park District (ARD) “clean up” a section of the Board Procedures and Responsibilities Manual to correct a missed reference to the eliminated Board Secretary position?

Motion by _____ second by _____ to _____

Lynch _____ Gray _____ Ainsleigh _____ Ferris _____ Holbrook _____

Roll Call Vote

6.0 ADMINISTRATOR’S AND DEPARTMENTAL REPORTS

Please see reports, fee waiver log, project list and vandalism reports under item 6.0.

7.0 UNFINISHED BUSINESS

None.

8.0 NEW BUSINESS

None.

9.0 ITEMS FOR DISCUSSION AND INFORMATIONAL ITEMS

1. Park Usage Counts/Surveys – review of data – (Standing Finance Meeting)
2. Preliminary Review: FY 2017/2018 Project List and Ten Year Plan Update – (Acquisition & Development Committee Meeting)
3. County Mitigation Fund, current balance \$276,624.

10.0 BRIEF ANNOUNCEMENTS AND REPORTS FROM BOARD MEMBERS

No action will be taken at this time on any item announced or reported by a Board Member. The Board or a member of the Board may provide a reference to staff or other resources for factual information, request staff to report back to the body at a subsequent meeting concerning any matter so reported, or take action to direct staff to place a matter of business on a future agenda.

11.0 CORRESPONDENCE/COMMUNICATIONS AND INFORMATIONAL

None.

12.0 PUBLIC COMMENT This is the time wherein any person may comment on any item not on the agenda within the subject matter jurisdiction of the Board of Directors. After you are recognized by the Board Chairperson, please come to the lectern and state your name, and address for the record (optional). There is a time limitation of three minutes.

13.0 CLOSED SESSION

13.1 Public Employee Performance Evaluation. (Gov. Code, 54954.5, subd. (e), 54957.)

Title: District Administrator

13.2 Conference with Labor Negotiators (Gov. Code, section 54954.5, subd. (f), 54957.6)

**Agency Designated Representatives: Kahl Muscott, District Administrator;
Joe Fecko, Administrative Services Manager**

Employee Organization: IUOE, Stationary Engineers Local 39

14.0 OPEN SESSION – REPORT/ACTION ON OR ABOUT CLOSED SESSION

ADJOURNMENT

AUBURN AREA RECREATION AND PARK DISTRICT
This agenda is hereby certified to have been posted as follows:

1-20-17
Date

1:30 pm.
Time

P. Larson
Clerk to the Board

SECTION: 5.0

ITEM: 5.1 REVIEW AND APPROVAL OF THE DECEMBER 15, 2016 MINUTES OF THE BOARD OF DIRECTORS & FRIENDS OF THE AUBURN AREA RECREATION & PARKS, INC. 501 c (3) MEETING

DESCRIPTION:

INFORMATION: SEE ATTACHED MINUTES

STAFF RECOMMENDATION: BOARD OF DIRECTORS REVIEW & APPROVE MINUTES

FISCAL IMPACT:

**Auburn Area Recreation and Park District
Minutes of the Meeting of the Board of Directors & Friends of the Auburn Area
Recreation & Parks, Inc. 501 c (3)**

**Thursday, December 15, 2016, 6:00 p.m., Canyon View Community Center
471 Maidu Drive, Auburn, CA**

Board Members

Present: Chairman Jim Ferris
Director Mike Lynch
Director Scott Holbrook
Director Jim Gray
Director Gordon Ainsleigh

Board Members

Absent: None

Staff Present:

Kahl Muscott, District Administrator
Joe Fecko, Administrative Services Manager
Brian Simpson, Facilities & Grounds Manager
Manouch Shirvanioun, Customer Service/Marketing Manager
Debbie Thomas, Youth Services Manager
Mike Scheele, Project Manager
Patricia Larson, Recording Secretary

FLAG SALUTE – (PLEDGE TO THE FLAG)

1.0 CALL TO ORDER

The Meeting of the Board of Directors was called to order at 6:01 p.m. by Chairman Ferris.

2.0 INTRODUCTIONS, PRESENTATIONS AND ANNOUNCEMENTS

Presentation of a plaque from District Administrator Kahl Muscott to outgoing Chairman Jim Ferris.

3.0 AGENDA REVIEW, CHANGES AND APPROVAL

A motion was made by Director Holbrook and seconded by Director Gray to approve the agenda as written.

Roll Call Vote

Director Ferris – Yes
Director Lynch – Yes
Director Holbrook – Yes
Director Gray – Yes
Director Ainsleigh - Absent

4 – 0 Motion carries.

4.0 PUBLIC COMMENT

None.

5.0 CONSENT ITEMS

5.1 Review and Approval of the November 17, 2016 Auburn Area Recreation & Park District Minutes of the Board of Directors

5.2 Review of Cash Requirements for November, 2016 (Standing Finance Committee)

A motion was made by Director Lynch and seconded by Director Holbrook to approve the Consent Calendar.

Roll Call Vote

Director Ferris – Yes
Director Lynch – Yes
Director Holbrook – Yes
Director Gray – Yes
Director Ainsleigh – Absent

4 – 0 Motion carries.

6.0 ADMINISTRATOR’S AND DEPARTMENTAL REPORTS

Board reports, fee waiver log, project list, and vandalism reports were provided to the Board under separate cover.

7.0 NEW BUSINESS

7.1 Election of Officers & Consider Committee Meeting Assignments

Director Holbrook nominated Director Lynch as Chairman. The Board unanimously elected Director Lynch as Chairman.

Director Holbrook nominated Director Gray as Vice Chairman. Director Ferris nominated Director Ainsleigh as Vice Chairman. The Board unanimously elected Director Gray as Vice Chairman.

Chairman Lynch is leaving the committee appointments as they are.

7.2 Friends of ARD Board Meeting and Review of 501 c (3) Financials

This item was referred to the January 2017 Board meeting by Board consensus for an ad hoc committee to be appointed.

Items 7.3 and 8.1 were postponed for until Director Ainsleigh arrived. Director Ainsleigh arrived at 6:25 p.m.

7.3 Fee Waiver Request for AAUW (Standing Finance Committee)

A motion was made by Director Gray and seconded by Director Ferris to approve the fee waiver request for AAUW under the previous policy.

Roll Call Vote

Director Lynch – Yes
Director Ainsleigh – No
Director Ferris – Yes
Director Holbrook – Yes
Director Gray – Yes

4 – 1 Motion carries.

8.0 UNFINISHED BUSINESS

8.1 Renaming Regional Park (Acquisition & Development Committee)

A motion was made by Director Ainsleigh to change the name of Regional Park to North Auburn Regional Park. No second was made to the motion, motion died.

9.0 ITEMS FOR DISCUSSION AND INFORMATIONAL ITEMS

- 9.1 Update – Mt. Vernon Park Sale Feasibility MOU Extension. The Board was informed that this item is on hold until the end of January, 2017.
- 9.2 Creating Exercise Trails with a significant up or down gradient. This item was referred to the Acquisition & Development Committee to come up with a map format for correlating exercise trails.
- 9.3 Bowman School Undeveloped Property and Possible Joint Use Agreement. The Board was informed that Kate Kirsh of Foothills & Associates will prepare an estimate on the cost to develop this property. Lights would need to be approved for this project.
- 9.4 Fires and uses of BBQ Pits in ARD Parks. Additional wording regarding only using charcoal in BBQ Pits in ARD parks with be implemented into ARD Ordinance #1 the next time the Ordinance is revised. In the interim, signs will be put up.
- 9.5 County Mitigation Fund, current balance \$276,624.

10.0 BRIEF ANNOUNCEMENTS AND REPORTS FROM BOARD MEMBERS

No action will be taken at this time on any item announced or reported by a Board Member. The Board or a member of the Board may provide a reference to staff or other resources for factual information, request staff to report back to the body at a subsequent Meeting concerning any matter so reported, or take action to direct staff to place a matter of business on a future agenda.

None.

11.0 CORRESPONDENCE/COMMUNICATIONS AND INFORMATIONAL

None.

12.0 PUBLIC COMMENT

None.

13.0 CLOSED SESSION – the Board gave consensus to cancel closed session.

ADJOURNMENT - As there was no further business, the meeting was adjourned at 7:01 p.m. by Chairman Lynch.

Board Secretary

Date

SECTION: 5.0

**ITEM: 5.2 REVIEW OF CASH REQUIREMENTS FOR
DECEMBER, 2016**

DESCRIPTION: ACCOUNTS PAYABLE

INFORMATION: SEE ATTACHED INFORMATION

**STAFF
RECOMMENDATION: THIS ITEM WAS REVIEWED BY THE STANDING
FINANCE COMMITTEE AND FORWARDED TO
THE BOARD OF DIRECTORS FOR REVIEW AND
APPROVAL**

FISCAL IMPACT: \$111,682.84

Auburn Rec & Park
 VENDOR CHECK REGISTER REPORT
 Payables Management

Ranges: From: To:
 Check Number First Last
 Vendor ID First Last
 Vendor Name First Last
 Check Date From: To:
 Checkbook ID COMM 1ST COMM 1ST

Sorted By: Check Date

* Voided Checks

Check Number	Vendor ID	Vendor Check Name	Check Date	Checkbook ID	Audit Trail Code	Amount
014453	S0138	Strings	12/2/2016	COMM 1ST	PMCHK00002359	\$809.00
014454	S1007	Stationary Engineers, Local 39	12/2/2016	COMM 1ST	PMCHK00002359	\$361.58
014455	S1010	State Disbursement Unit	12/2/2016	COMM 1ST	PMCHK00002359	\$87.50
014521	S0016	Sam's Club	12/2/2016	COMM 1ST	PMCHK00002358	\$709.18
014456	U0019	US Bank	12/8/2016	COMM 1ST	PMCHK00002361	\$10,761.15
14521	1099-16	Skyhawks Sports Academy, Inc.	12/9/2016	COMM 1ST	PMCHK00002360	\$758.40
14522	1099-178	VDR Inc DBA K9 101	12/9/2016	COMM 1ST	PMCHK00002360	\$91.00
14523	1099-193	Celena Polena	12/9/2016	COMM 1ST	PMCHK00002360	\$442.00
14524	1099-239	Macintosh-Oddo	12/9/2016	COMM 1ST	PMCHK00002360	\$2,541.00
14525	1099-252	Donna Lisa Otto	12/9/2016	COMM 1ST	PMCHK00002360	\$52.00
14526	1099-256	Healing Pastures, Inc.	12/9/2016	COMM 1ST	PMCHK00002360	\$97.50
14527	1099-304	Christina Taylor	12/9/2016	COMM 1ST	PMCHK00002360	\$144.00
14528	1099-313	Alison Lloyd	12/9/2016	COMM 1ST	PMCHK00002360	\$28.80
14529	A0001	Recology Auburn Placer	12/9/2016	COMM 1ST	PMCHK00002360	\$1,175.52
14530	A0014	AT&T	12/9/2016	COMM 1ST	PMCHK00002360	\$73.51
14531	A0027	Recology Auburn Placer	12/9/2016	COMM 1ST	PMCHK00002360	\$1,226.53
14532	A0051	Anderson's Sierra Pipe Co.	12/9/2016	COMM 1ST	PMCHK00002360	\$364.62
14533	A0134	Advanced Intregrated Pest Mana	12/9/2016	COMM 1ST	PMCHK00002360	\$673.50
14534	A0135	ASCAP	12/9/2016	COMM 1ST	PMCHK00002360	\$336.92
14535	A0157	American Leak Detection	12/9/2016	COMM 1ST	PMCHK00002360	\$1,850.00
14536	A1010	Advantage: Print, Martketing a	12/9/2016	COMM 1ST	PMCHK00002360	\$110.73
14537	C0061	California Computer Services	12/9/2016	COMM 1ST	PMCHK00002360	\$899.51
14538	C0072	CIT Technology Fin. Serv., Inc	12/9/2016	COMM 1ST	PMCHK00002360	\$515.09
14539	C0117	SupplyWorks	12/9/2016	COMM 1ST	PMCHK00002360	\$219.84
14540	D0025	Dawson Oil Company	12/9/2016	COMM 1ST	PMCHK00002360	\$1,006.94
14541	D0077	Dudek	12/9/2016	COMM 1ST	PMCHK00002360	\$2,842.50
14542	E0007	Echo Valley Ranch	12/9/2016	COMM 1ST	PMCHK00002360	\$45.45
14543	E0008	Ewing Irrigation Products, Inc	12/9/2016	COMM 1ST	PMCHK00002360	\$1,511.65
14544	F0023	Jerry Fisher	12/9/2016	COMM 1ST	PMCHK00002360	\$19.98
14545	F0047	Fuentes Pond Maintenance	12/9/2016	COMM 1ST	PMCHK00002360	\$380.00
14546	G0077	Gold Country Water	12/9/2016	COMM 1ST	PMCHK00002360	\$66.75
14547	K0011	Kaiser Foundation Health Plan,	12/9/2016	COMM 1ST	PMCHK00002360	\$12,498.48
14548	M0098	Meadow Vista County Water Dist	12/9/2016	COMM 1ST	PMCHK00002360	\$604.38
14549	N0012	Nevada Irrigation District	12/9/2016	COMM 1ST	PMCHK00002360	\$1,165.81
14550	N0045	Near U CO2	12/9/2016	COMM 1ST	PMCHK00002360	\$65.56
14551	O0004	Office Depot	12/9/2016	COMM 1ST	PMCHK00002360	\$358.74
14552	P0007	Pacific Gas & Electric Company	12/9/2016	COMM 1ST	PMCHK00002360	\$149.49
14553	P0111	Vanessa Pohley	12/9/2016	COMM 1ST	PMCHK00002360	\$41.69
14554	R0065	River City Rentals	12/9/2016	COMM 1ST	PMCHK00002360	\$335.00
14555	S0052	Sierra Custom Awards & More	12/9/2016	COMM 1ST	PMCHK00002360	\$30.10
14556	S0094	Manouch Shirvanioun	12/9/2016	COMM 1ST	PMCHK00002360	\$57.35
14557	S0153	Brian Simpson	12/9/2016	COMM 1ST	PMCHK00002360	\$49.71
14558	T0046	Linda Donnelly DBA: 24 Seven F	12/9/2016	COMM 1ST	PMCHK00002360	\$230.30
14559	TEMPA	Anahita Azsrkeyvan	12/9/2016	COMM 1ST	PMCHK00002360	\$105.00
14560	TEMPC	Kourtney Crandell	12/9/2016	COMM 1ST	PMCHK00002360	\$110.00
14561	TEMPD	Carrie Davis	12/9/2016	COMM 1ST	PMCHK00002360	\$110.00
14562	TEMPE	Jessica Emelio	12/9/2016	COMM 1ST	PMCHK00002360	\$125.00
14563	TEMPF	William Friend	12/9/2016	COMM 1ST	PMCHK00002360	\$104.00
14564	TEMPG	Darci Gangemi	12/9/2016	COMM 1ST	PMCHK00002360	\$99.00
14565	TEMPM	Idis Martinez	12/9/2016	COMM 1ST	PMCHK00002360	\$198.00
14566	TEMPO	Mike Odell	12/9/2016	COMM 1ST	PMCHK00002360	\$110.00
14567	TEMPP	Alison Poroshin	12/9/2016	COMM 1ST	PMCHK00002360	\$104.00
14568	TEMPS	Carrissa Simpson	12/9/2016	COMM 1ST	PMCHK00002360	\$110.00
14569	TEMPW	Whaley, Brandi	12/9/2016	COMM 1ST	PMCHK00002360	\$105.00
14570	TEMPY	Jihong Yang	12/9/2016	COMM 1ST	PMCHK00002360	\$125.00
14571	U0023	Universal Specialties Inc	12/9/2016	COMM 1ST	PMCHK00002360	\$303.59
14572	V0004	Valley Truck & Tractor Co.	12/9/2016	COMM 1ST	PMCHK00002360	\$4,463.47
14573	V0007	Verizon Wireless	12/9/2016	COMM 1ST	PMCHK00002360	\$319.95
14574	V0010	Vermont Systems, Inc.	12/9/2016	COMM 1ST	PMCHK00002360	\$10,560.27
14575	W0001	Walker's Office Supplies, Inc.	12/9/2016	COMM 1ST	PMCHK00002360	\$50.98
14576	W0044	Wave	12/9/2016	COMM 1ST	PMCHK00002360	\$1,560.27
14577	Z0009	Zamora Sod Farm	12/9/2016	COMM 1ST	PMCHK00002360	\$7,236.24
014457	L0098	Andie Leventin	12/15/2016	COMM 1ST	PMCHK00002362	\$25.00
014458	S1007	Stationary Engineers, Local 39	12/15/2016	COMM 1ST	PMCHK00002362	\$377.70
014459	S1010	State Disbursement Unit	12/15/2016	COMM 1ST	PMCHK00002362	\$87.50
014460	T0069	Willaim Jessup University	12/15/2016	COMM 1ST	PMCHK00002362	\$650.00
14578	1099-122	H. Gordon Ainsleigh	12/22/2016	COMM 1ST	PMCHK00002363	\$65.

* Voided Checks

Check Number	Vendor ID	Vendor Check Name	Check Date	Checkbook ID	Audit Trail Code	Amount
14579	1099-203	Susan Thomas	12/22/2016	COMM 1ST	PMCHK00002363	\$156.00
14580	1099-216	Gerald Harris	12/22/2016	COMM 1ST	PMCHK00002363	\$260.00
14581	1099-218	Auburn Gymnastics Center	12/22/2016	COMM 1ST	PMCHK00002363	\$230.75
14582	1099-230	Karen Leese	12/22/2016	COMM 1ST	PMCHK00002363	\$300.00
14583	1099-243	Phillip Dallas	12/22/2016	COMM 1ST	PMCHK00002363	\$195.00
14584	1099-269	Deborah Lynn	12/22/2016	COMM 1ST	PMCHK00002363	\$234.00
14585	1099-277	Foothill Karate Do	12/22/2016	COMM 1ST	PMCHK00002363	\$68.25
14586	1099-291	Isaac Humber	12/22/2016	COMM 1ST	PMCHK00002363	\$214.50
14587	1099-313	Alison Lloyd	12/22/2016	COMM 1ST	PMCHK00002363	\$427.20
14588	A0001	Recology Auburn Placer	12/22/2016	COMM 1ST	PMCHK00002363	\$409.47
14589	A1010	Advantage: Print, Martketing a	12/22/2016	COMM 1ST	PMCHK00002363	\$39.78
14590	B0020	BSN Sports, Inc.	12/22/2016	COMM 1ST	PMCHK00002363	\$435.71
14591	B0051	Arlene Borman	12/22/2016	COMM 1ST	PMCHK00002363	\$24.96
14592	C0113	Cooks Portable Toilets & Septi	12/22/2016	COMM 1ST	PMCHK00002363	\$1,598.38
14593	C0120	Capture Technologies	12/22/2016	COMM 1ST	PMCHK00002363	\$11,882.30
14594	D0018	Delta Bluegrass Company	12/22/2016	COMM 1ST	PMCHK00002363	\$129.00
14595	D0066	De Lage Landen Financial Servi	12/22/2016	COMM 1ST	PMCHK00002363	\$659.56
14596	E0008	Ewing Irrigation Products, Inc	12/22/2016	COMM 1ST	PMCHK00002363	\$1,785.20
14597	G0006	Gold Country Media Publication	12/22/2016	COMM 1ST	PMCHK00002363	\$399.00
14598	G0077	Gold Country Water	12/22/2016	COMM 1ST	PMCHK00002363	\$68.49
14599	L0027	Pat Larson	12/22/2016	COMM 1ST	PMCHK00002363	\$40.68
14600	M0019	Kahl Muscott	12/22/2016	COMM 1ST	PMCHK00002363	\$93.58
14601	M0028	Maki Heating & A/C, Inc.	12/22/2016	COMM 1ST	PMCHK00002363	\$97.00
14602	M0039	Meadow Vista Water Users Assoc	12/22/2016	COMM 1ST	PMCHK00002363	\$500.00
14603	M0048	Joanna McNutt	12/22/2016	COMM 1ST	PMCHK00002363	\$92.74
14604	N0008	Sunbelt Rentals, Inc.	12/22/2016	COMM 1ST	PMCHK00002363	\$525.42
14605	P0005	Placer County Water Agency	12/22/2016	COMM 1ST	PMCHK00002363	\$2,624.95
14606	P0007	Pacific Gas & Electric Company	12/22/2016	COMM 1ST	PMCHK00002363	\$8,735.26
14607	R0057	Reserve Account	12/22/2016	COMM 1ST	PMCHK00002363	\$500.00
14608	S0131	Kasey Strauss	12/22/2016	COMM 1ST	PMCHK00002363	\$40.00
14609	S0143	SMOA	12/22/2016	COMM 1ST	PMCHK00002363	\$407.00
14610	S0154	Mike Scheele	12/22/2016	COMM 1ST	PMCHK00002363	\$201.09
14611	S1000	State Of California/DOJ	12/22/2016	COMM 1ST	PMCHK00002363	\$32.00
14612	S1003	Sutter Medical Foundation	12/22/2016	COMM 1ST	PMCHK00002363	\$174.00
14613	V0004	Valley Truck & Tractor Co.	12/22/2016	COMM 1ST	PMCHK00002363	\$3,319.51
14614	W0001	Walker's Office Supplies, Inc.	12/22/2016	COMM 1ST	PMCHK00002363	\$617.25
14615	S0009	Sierra Saw Sales And Service	12/22/2016	COMM 1ST	PMCHK00002364	\$343.41
014461	S0016	Sam's Club	12/30/2016	COMM 1ST	PMCHK00002365	\$697.17
014462	S1010	State Disbursement Unit	12/30/2016	COMM 1ST	PMCHK00002365	\$87.50
014463	V0017	Vehicle Registration Collectio	12/30/2016	COMM 1ST	PMCHK00002365	\$143.00

Total Checks: 107

Total Amount of Checks: \$111,682.84

SECTION: 5.0

ITEM: 5.3 REVIEW OF FINANCIALS FOR NOVEMBER, 2016

DESCRIPTION:

INFORMATION: SEE ATTACHED INFORMATION

**STAFF
RECOMMENDATION: REVIEW AND APPROVE FINANCIALS FOR
NOVEMBER, 2016**

PROFIT & LOSS
16/17 Approved Budget

	Approved Budget FY 16-17	% Of Total	Mid-Yr Revision FY 16-17	% Of Total	2016 Nov ACTUALS	Last Yr Nov Actuals	2016 YTD ACTUALS	2016 YTD BUDGET	Last Yr YTD ACTUALS
Operating Revenues									
Program Revenue	984,910	19%	1,000,265	18%	69,159	51,732	831,847	793,364	757,407
Facility Revenue	150,163	3%	169,665	3%	8,692	6,799	153,649	143,466	142,223
Misc. Revenue	59,990	1%	55,735	1%	5,133	7,723	39,527	40,045	43,548
Grants & Donations	426,686	8%	800,161	15%	56	206	799,270	797,911	59,723
Interest Income	46,181	1%	49,616	1%	7,788	3,045	34,378	30,443	32,121
Projects Revenue	207,300	4%	209,000	4%	-	(20,000)	44,000	44,000	169,500
Tax Revenue	2,910,231	55%	2,927,633	54%	7,013	(80)	1,353,828	1,365,939	1,250,129
In Kind/Atwood	25,500	0%	26,219	0%	-	-	-	-	60,000
Transf in from Cap Const & City Trust	481,434		181,259		-	-	-	-	60,000
Total Operating Revenue	5,292,395	100.00	5,419,553		97,841	49,425	3,256,499	3,215,168	2,514,651
Expenditures									
Program Expense	278,061	5%	276,315	5%	14,661	13,385	192,060	199,021	182,278
Operating & Supplies	327,809	6%	325,850	6%	28,108	25,897	204,029	213,307	199,893
Utilities Expense	200,874	4%	187,004	4%	10,779	10,022	129,690	129,946	131,383
Professional Services	42,661	1%	38,401	1%	2,580	2,385	23,976	25,551	22,882
Building & Grounds Maintenance	483,710	9%	334,570	6%	28,296	16,323	167,030	192,402	132,313
Property Tax Admin.	100,500	2%	65,044	1%	-	-	3,044	3,044	2,864
Wages	1,858,645	35%	1,890,864	36%	127,712	116,223	1,139,473	1,157,746	1,045,562
Benefits & Payroll Costs	689,913	13%	660,533	12%	47,160	23,066	438,020	444,488	420,266
Fixed Asset Expense	69,700	1%	952,568	18%	1,383	3,468	841,326	851,984	7,214
Capital Improvement Projects	1,043,420	20%	390,259	7%	4,806	11,613	180,932	169,891	619,327
Debt Services	3,591	0%	6,228	0%	383	1,373	3,029	3,308	8,690
Special Dept Expenses (equip res.)	55,000	1%	55,000	1%	-	-	-	-	-
Project Expenditures	128,624	2%	85,702	2%	-	-	-	-	-
Misc Expense (CalPERS unfunded liab)									
Total Expenditures	5,282,508	100.00	5,314,138		265,868	223,755	3,322,609	3,390,688	2,772,672
Net Revenue Over Expenditures	\$ 9,887	0.19	\$ 105,415		\$ (168,027)	(174,330)	(\$6,110)	(\$175,520)	(\$258,021)
Annual Contingency Reserve (1-2%)	\$ 450,000		\$ 450,000		\$ 450,000	\$ 450,000	\$ 450,000	\$ 450,000	\$ 450,000
Annual Equip Replacement Reserve	\$ 658,531		\$ 658,531		\$ 758,531	\$ 758,531	\$ 758,531	\$ 758,531	\$ 658,531
Future Capital Construction Reserve	\$ 744,971		\$ 839,971		\$ 705,971	\$ 705,971	\$ 705,971	\$ 705,971	\$ 744,971
ADA Reserve	\$ 55,032		\$ 60,032		\$ 60,032	\$ 60,032	\$ 60,032	\$ 60,032	\$ 55,032
CalPERS unfunded liability reserve			\$ 45,800		\$ 45,800	\$ 45,800	\$ 45,800	\$ 45,800	\$ 45,800
TOTAL RESERVES	\$ 1,908,534		\$ 2,008,534		\$ 2,020,334	\$ 2,020,334	\$ 2,020,334	\$ 1,974,534	\$ 1,908,534

Highlights from November Financials

1. Youth services continues to outperform even the increased revenues forecast at mid-year, ahead by almost \$14,000 YTD
2. Youth basketball revenue was budgeted for \$66,000 for the year and we are slightly ahead of that at November. The \$11,000 variance in November is only a timing issue.
3. Rents and Concessions are slightly ahead of forecast mostly due to custodial fees being higher than expected.
4. Total property taxes are down slightly mostly due to Supplemental taxes coming in at \$22,000 lower than forecast. Staff believes that we were overly aggressive in forecasting greater growth in home improvement construction.
5. Overall, expenses District wide are continuing to be aggressively controlled and are coming in at less than forecast. In particular, Building and Grounds Maintenance expenses are significantly less than forecast (-\$25,000) without sacrificing the conditions of any assets.
6. Wages are also down from forecast, mainly due to unfilled positions and/or positions left open for longer periods than expected, such as the landscape architect. It follows that benefits and payroll costs are also down from forecast. As staffing levels normalize in 2017, the budgeted dollars in these categories will come in as expected.

As Of 11/30/2016
 For All Segment1s
 For All Segment2s
 For Segment3 0000 To 9999
 For All Segment4s

	Current YTD
ASSETS	
Current Assets	
Imprest Fund (Petty Cash)	\$580.00
Community 1st Bank	243,067.43
Placer County Treasure-General	3,030,062.97
Placer County Treasurer - City Trust	267,636.91
Accounts Receivable	6,555.26
A/R - 501C3 Group	7,200.00
Daycamp Receivables	32,460.00
Prepaid Expenses	4,787.07
Prepaid Liability Expense	5,355.42
Prepaid Workers Comp Insurance	7,823.50
	<hr/>
Total Current Assets	\$3,605,528.56
Fixed Assets	
Fixed Assets: Land	\$1,956,603.12
Fixed Assets: Structures	11,991,565.85
Fixed Assets: Equipment	825,035.79
Fixed Assets: Computer Equipment & Software	115,840.91
Fixed Assets: Vehicles	247,332.21
Fixed Assets: Office Furniture & Rec Equipment	83,168.05
Construction In Progress	415,077.15
Less: Accumulated Depreciation	(8,730,445.84)
	<hr/>
Total Fixed Assets	\$6,904,177.24
Total Assets	 <hr/> <hr/>
	\$10,509,705.80

Auburn Rec & Park
Balance Sheet
As Of 11/30/2016
For All Segment1s
For All Segment2s
For Segment3 0000 To 9999
For All Segment4s

	Current YTD
 LIABILITIES and EQUITY	
Current Liabilities	
Prepaid Revenue	\$5,563.00
Accounts Payable	173.76
Gift Certificates	400.00
Compensated Absenses	128,319.57
Sales Tax Payable	1,628.59
	<hr/>
Total Current Liabilities	\$136,084.92
 Long Term Liabilities	
PG & E Loan Payable	\$5,740.46
	<hr/>
Total Long Term Liabilities	\$5,740.46
 Total Liabilities	 \$141,825.38
 Fund Balances	
GFB: Youth Assistance Fund	\$6,515.83
GFB: General Fund Balance	721,464.76
Investments in Fixed Assets	7,263,928.73
Less: Net of Related Debt	(5,740.46)
RFB: Reserved (City Mitigation)	266,517.26
RFB: Annual Equip Replacement Reserv.	758,530.72
RFB: Annual Contingency Reserve	450,000.00
RFB: Reserved for Future Capital Construction	705,971.28
RFB: Arboretum Grant Fund	13,275.73
RFB: Reserved (Atwood)	1,165.14
RFB: Atwood III-Equip Repl Fund	15,603.66
RFB: Unfunded Liability - CalPERS	45,800.00
GFB- Cell Tower Reserves	122,459.24
RFB: General Fund (ADA Reserve)	60,031.75
RFB: Shockley Maint Fund	8,466.39
 Net Profit/(Loss)	 (66,109.61)
	<hr/>

Auburn Rec & Park
Balance Sheet
As Of 11/30/2016
For All Segment1s
For All Segment2s
For Segment3 0000 To 9999
For All Segment4s

	Current YTD
Total Assets	\$7,263,928.73
Total Reserved Funds	\$2,442,080.71
Total Designated Funds	\$0.00
Total Unrestricted Funds	\$661,870.98
	<hr/>
Total Liabilities and Equity	\$10,509,705.80
	<hr/> <hr/>

SECTION: 5.0

ITEM: 5.4 REVIEW OF FINANCIALS FOR DECEMBER, 2016

DESCRIPTION:

INFORMATION: SEE ATTACHED INFORMATION

**STAFF
RECOMMENDATION: REVIEW AND APPROVE FINANCIALS FOR
DECEMBER, 2016**

PROFIT & LOSS									
16/17 Approved Budget									
	Approved Budget FY 16-17	% Of Total	Mid-Yr Revision FY 16-17	% Of Total	2016 Dec ACTUALS	Last Yr Dec Actuals	2016 YTD ACTUALS	2016 YTD BUDGET	Last Yr YTD ACTUALS
Operating Revenues									
Program Revenue	984,910	19%	1,000,265	18%	38,624	53,534	870,471	850,964	810,941
Facility Revenue	150,163	3%	169,665	3%	9,816	2,382	163,465	150,871	144,605
Misc. Revenue	59,990	1%	55,735	1%	2,906	5,329	42,433	42,395	48,878
Grants & Donations	426,686	8%	800,161	15%	2,285	1,791	801,555	798,911	61,514
Interest Income	46,181	1%	49,616	1%	24	3,734	34,401	34,357	35,855
Projects Revenue	207,300	4%	209,000	4%	-	(46,000)	44,000	44,000	123,500
Tax Revenue	2,910,231	55%	2,927,633	54%	-	1,527,562	1,353,828	2,953,852	2,777,692
In Kind/Atwood	25,500	0%	26,219	0%	-	-	-	-	106,000
Transf in from Cap Const & City Trust	481,434		181,259		-	-	-	-	4,108,985
Total Operating Revenue	5,292,395	100.00	5,419,553		53,655	1,548,332	3,310,153	4,875,350	
Expenditures									
Program Expense	278,061	5%	276,315	5%	10,506	8,625	202,566	212,265	190,903
Operating & Supplies	327,809	6%	325,850	6%	28,517	22,582	232,546	236,870	222,475
Utilities Expense	200,874	4%	187,004	4%	11,427	13,306	141,116	145,110	144,689
Professional Services	42,661	1%	38,401	1%	-	2,495	23,976	27,751	25,377
Building & Grounds Maintenance	483,710	9%	334,570	6%	21,421	14,245	188,451	205,427	146,559
Property Tax Admin.	100,500	2%	65,044	1%	-	60,766	3,044	3,044	63,630
Wages	1,858,645	35%	1,890,864	36%	219,978	151,541	1,359,451	1,360,642	1,197,103
Benefits & Payroll Costs	689,913	13%	660,533	12%	62,015	56,217	500,034	506,943	476,483
Fixed Asset Expense	69,700	1%	952,568	18%	11,460	86,940	852,785	880,568	94,154
Capital Improvement Projects	1,043,420	20%	390,259	7%	14,912	22,630	195,844	172,591	641,957
Debt Services	3,591	0%	6,228	0%	383	26,864	3,412	3,688	35,555
Special Dept Expenses (equip res.)	55,000	1%	55,000	1%	-	-	-	-	-
Project Expenditures	128,624	2%	85,702	2%	-	-	-	-	-
Misc Expense (CalPERS unfunded liab)		0%	45,800	1%					
Total Expenditures	5,282,508	100.00	5,314,138		380,619	466,211	3,703,225	3,754,899	3,238,885
Net Revenue Over Expenditures	\$ 9,887	0.19	\$ 105,415		\$ (326,964)	1,082,121	(\$393,072)	\$1,120,451	\$870,100
Annual Contingency Reserve (1-2%)	\$ 450,000		\$ 450,000		\$ 450,000		\$ 450,000	\$ 450,000	\$ 450,000
Annual Equip Replacement Reserve	\$ 658,531		\$ 658,531		\$ 758,531		\$ 758,531	\$ 758,531	\$ 658,531
Future Capital Construction Reserve	\$ 744,971		\$ 839,971		\$ 705,971		\$ 705,971	\$ 705,971	\$ 744,971
ADA Reserve	\$ 55,032		\$ 60,032		\$ 60,032		\$ 60,032	\$ 60,032	\$ 55,032
CalPERS unfunded liability reserve			\$ 45,800		\$ 45,800		\$ 45,800	\$ 45,800	\$ 45,800
TOTAL RESERVES	\$ 1,908,534		\$ 2,008,534		\$ 2,020,334		\$ 2,020,334	\$ 1,974,534	\$ 1,908,534

Auburn Rec & Park
Balance Sheet

As Of 12/31/2016
For All Segment1s
For All Segment2s
For Segment3 0000 To 9999
For All Segment4s

	Current YTD
ASSETS	
Current Assets	
Imprest Fund (Petty Cash)	\$580.00
Community 1st Bank	117,879.64
Placer County Treasure-General	2,855,672.31
Placer County Treasurer - City Trust	267,636.91
Accounts Receivable	11,000.98
A/R - 501C3 Group	7,200.00
Daycamp Receivables	23,960.00
Prepaid Expenses	436.40
Prepaid Workers Comp Insurance	7,823.50
Prepaid Payroll Expense	(40.50)
	<hr/>
Total Current Assets	\$3,292,149.24
Fixed Assets	
Fixed Assets: Land	\$1,956,603.12
Fixed Assets: Structures	11,991,565.85
Fixed Assets: Equipment	825,035.79
Fixed Assets: Computer Equipment & Software	127,300.69
Fixed Assets: Vehicles	247,332.21
Fixed Assets: Office Furniture & Rec Equipment	83,168.05
Construction In Progress	429,988.69
Less: Accumulated Depreciation	(8,730,445.84)
	<hr/>
Total Fixed Assets	\$6,930,548.56
Total Assets	<u><u>\$10,222,697.80</u></u>

Auburn Rec & Park
Balance Sheet
As Of 12/31/2016
For All Segment1s
For All Segment2s
For Segment3 0000 To 9999
For All Segment4s

Current
YTD

LIABILITIES and EQUITY

Current Liabilities

Prepaid Revenue	\$9,320.60
Gift Certificates	360.00
Compensated Absenses	128,638.98
Sales Tax Payable	1,673.81
Worker's Comp Payable	9,673.97

Total Current Liabilities	\$149,667.36
---------------------------	--------------

Long Term Liabilities

PG & E Loan Payable	\$5,357.76
---------------------	------------

Total Long Term Liabilities	\$5,357.76
-----------------------------	------------

Total Liabilities	\$155,025.12
-------------------	--------------

Fund Balances

GFB: Youth Assistance Fund	\$6,442.52
GFB: General Fund Balance	721,538.07
Investments in Fixed Assets	7,290,300.05
Less: Net of Related Debt	(5,357.76)
RFB: Reserved (City Mitigation)	266,517.26
RFB: Annual Equip Replacement Reserv.	758,530.72
RFB: Annual Contingency Reserve	450,000.00
RFB: Reserved for Future Capital Construction	705,971.28
RFB: Arboretum Grant Fund	13,275.73
RFB: Reserved (Atwood)	1,165.14
RFB: Atwood III-Equip Repl Fund	15,603.66
RFB: Unfunded Liability - CalPERS	45,800.00
GFB- Cell Tower Reserves	122,459.24
RFB: General Fund (ADA Reserve)	60,031.75
RFB: Shockley Maint Fund	8,466.39

Net Profit/(Loss)	(393,071.37)
-------------------	--------------

Balance Sheet

As Of 12/31/2016

For All Segment1s

For All Segment2s

For Segment3 0000 To 9999

For All Segment4s

	Current YTD
Total Assets	\$7,290,300.05
Total Reserved Funds	\$2,442,463.41
Total Designated Funds	\$0.00
Total Unrestricted Funds	\$334,909.22
	<hr/>
Total Liabilities and Equity	\$10,222,697.80
	<hr/> <hr/>

Item 5.5 Cover sheet – Board Secretary position

Auburn Area Recreation and Park District January 2011 Policy committee; January 2011 Board meeting; **January, 2017 Policy Committee; January, 2017 Board meeting**

The Issue

Shall the Auburn Area Recreation and Park District (ARD) “clean up” a section of the Board Procedures and Responsibilities Manual to correct a missed reference to the eliminated Board Secretary position?

Background

In January, 2011, the ARD Board eliminated the Board Secretary position based on the following information:

Section II: Responsibilities and Duties of the Board

DUTIES OF THE SECRETARY:

The Secretary may notify members of the meetings and may keep records of all proceedings of all meetings for the Board of Directors during the Board Meeting.

California Public Resource Code 5784 reads in part:

5784. (a) A legislative body known as the board of directors shall govern every district. The board of directors shall establish policies for the operation of the district.

5784.7. (a) Within 45 days after their first election and after each general district election or unopposed election, or at the beginning of each new term for members of an appointed board, the board of directors shall meet and elect its officers.

(b) The officers of a board of directors are a chair and vice chair. A board of directors may create additional officers and elect members to those positions, provided that no member of a board of directors shall hold more than one office.

(c) The board of directors may appoint one of its members as **secretary**. The board of directors may also employ a clerk to perform the duties of the secretary. If the board of directors does not appoint a secretary, the clerk shall perform the duties of the secretary.

A reference to the Board Secretary was inadvertently missed at that time. Here is the reference:

Section III: BOARD PROCEDURES AND CONDUCT OF BOARD MEETINGS

CONDUCT OF BUSINESS:

Any meeting of the Board of Directors may be adjourned to a time and place specified in the order of adjournment. Unless otherwise noticed, meetings shall be held at the District office located at 471 Maidu Drive, Auburn, California.

At the December meeting of each calendar year or at the first meeting of a newly seated Board of Directors, the Board of Directors shall elect a Chairperson, Vice Chairperson and **Secretary** to serve for a period of one (1) year or until the election of their successors.

Recommendation for the Board of Directors

The Policy Committee recommended removing this reference from the Board Procedures and Responsibilities Manual. The new language will read as follows:

At the December meeting of each calendar year or at the first meeting of a newly seated Board of Directors, the Board of Directors shall elect a Chairperson and Vice Chairperson ~~and Secretary~~ to serve for a period of one (1) year or until the election of their successors.

The Policy Committee recommended sending this item to the Consent Calendar on the January, 2017 Board Meeting agenda.

Fiscal Impact

There is no fiscal impact to changing this policy.

Attachments

None.

SECTION: 6.0

**BOARD REPORTS, FEE WAIVER LOG,
VANDALISM REPORTS & PROJECT
LIST**

INFORMATION:

SEE ATTACHMENTS

Kahl Muscott
District Administrator
Report to the Board of Directors
January, 2017

- Skeet and Kim Reese contacted Manouch and I about having another Skeet Reese Kids Fishing Day in 2017. We told her that we would support it. The date for this year's event is Saturday, May 6. I have already been in contact with CA Fish and Wildlife, who are also supportive (my main contact at F&W said he was "glad to hear the event will be happening again this year").
- Following several phone calls and emails, we may have pushed through the Bike Park review log jam at USBR. We are told that the review is now going to be farmed out to a different group in hopes of providing relief for the current reviewers.
- ARD survived the recent storms relatively unscathed. We had a few small leaks and lost 2 small trees. Outside of that, everything is wet, but functional.
- ARD-YDL youth basketball started its 16th season on 1/7/17 with games at several gyms, including Regional and Recreation Park.
- Members of the United Auburn Indian Community are planning a Tribal Monitor Training Day at Regional Park. This training day will focus on the grinding rock site at the Dry Creek end of the park. More information will be available post writing of this report.

Meetings and events attended or scheduled to attend:

1/3: Rotary
1/6: Larry Rolufs and Bill Johnston re: Rotary project at Recreation Park
1/6: Jeff Myer re: water delivery to Regional Park
1/10: Rotary
1/13: Auburn Chamber Installation Dinner
1/17: Rotary
1/17: Kate Kirsh re: 24 acre concept plans
1/17: A&D Committee
1/18: Auburn Chamber Board meeting
1/18: Finance Committee
1/18: Policy Committee
1/24: Rotary
1/25: CPRS DII Administrator's meeting
1/31: Rotary

Joe Fecko
Administrative Services Manager
Report to the Board of Directors
January, 2017

Staff was to have begun negotiations for a new contract with Local 39 this week, but the union rep cancelled due to mandatory picket duty. We will reschedule to the week of the 23rd of January.

The District has received the first installment of the property tax revenues for the fiscal year (the 55% teeter apportionment). The amounts came in fairly close to the anticipated allocation.

Generally, any revenue shortfalls in the December installment catch up in two or three months as they are received by the County.

Brian Simpson
Facilities & Grounds Manager
Report to the Board of Directors
January, 2017

Ongoing Maintenance-All Locations

Drain/Storm inspections. Daily inspections to verify that drains are clear.

Auburn Elementary

Installed laminate flooring in Modular #2.

Regional Park

Ongoing leaf and storm debris clean up.

Recreation Park

Removed old furniture and clutter from Recreation Shop Offices.

Installed new workspace furniture in Shops. Furniture was purchased at a very low cost from Jessup University, which had surplus office workspaces.

Repairs made to HVAC system.

Second round of 13 hazardous trees to be removed Week of 01/23.

Atwood Park

Removed down tree.

Completed the demolition of overgrown landscaped area, in anticipation of replanting in Spring 2017.

Sheryl Petersen
Recreation Services Manager
Report to the Board of Directors
January, 2017

- Meetings attended: ASR (2), UKE, VFCAL, SF
- 2017 calendars out
- Activity Guides mailed out for Winter 2017
- Sponsor packets are finished and distribution has begun
- YDL Basketball has started the game part of their season

- Secured Sponsor for Awards-Auburn Trophy
- Hosted Lifestyle Expo. Vendors and sponsors were pleased with the turnout.
- Completed template for 2017 vendors
- Purchased Refrigerator and Freezer for snack shack
- Met with the committee on Ribs n' Brews Benefit

ASR- Auburn Sunset Rotary, SHF-Auburn Senior Health Fair, PIP-Party in the Park,
 VFCAL-Valley Foothills Competitive Aquatics League, ACF-Auburn Community Festival,
 UKE- Ukulele Festival, SF String Fling

Coming up this Month

February

1	Master Swimming Begins	Sierra Pool
20	President's Day	Offices Closed
23	ARD Board Meeting	CVCC

Debbie Thomas

Youth Services Manager

Report to the Board of Directors

January, 2017

- Winter break day camp averaged 10 more children per day over last year's camp which required additional staff
- Three staff reviews completed
- Interviewing for a part-time staff opening
- Director's meeting Jan. 13 to begin summer camp planning, scheduling field trips/events
- Orders for supplies and snacks processed
- Planning for day camp Feb. 21-24 and spring break April 10-17
- Meeting with Alta Vista principal regarding possible increase in site enrollment, banners ordered for site
- Finance meeting Jan. 18
- Substituted for staff absences
- Office and day camp organization for new year

FEE WAIVER LOG

DATE	NAME	ORGANIZATION	RENTAL FEES	CUSTODIAL AND PERMIT FEES	WAIVED FEES	CO-SPONSORED EVENT	MONTHLY TOTAL	YTD TOTAL
Apr-16	Sesi Catalano	Western States Trail Foundation-Foothills Room	\$140.00	\$30.00	\$140.00	No		
Apr-16	Kathleen Shaffer	Auburn Chamber of Commerce-Business Show Case, Support Local Business-Picnic Sites at Recreation Park	\$100.00	\$60.00	\$100.00	Yes		
Apr-16	Judy Suter	Action Coalition for Equestrians-Foothills Room	\$100.00	\$60.00	\$100.00	No		
Apr-16	Kelcie Anabuster	Advocates for Mentally Ill Housing-Recreation Picnic#1	\$50.00	\$30.00	\$50.00	No		
Apr-16	Jan Wells	Advocates for Mentally Ill Housing-Recreation Kitchen	\$588.00	\$180.00	\$588.00	No		
Apr-16	Barbara White	Western States Trail Foundation-Overlook Modular Building	\$678.00	\$0.00	\$678.00	No		
Apr-16	Jean Hixon	Western States Trail Foundation-Foothills Room	\$200.00	\$60.00	\$200.00	No		
Apr-16	Lisa Frankel	Sierra Streams Institute-Foothills Room	\$200.00	\$30.00	\$200.00	No		
Apr-16	Kathlene Fries	Transition to Adult Living-Placer Union School District-Picnic sites at Recreation Park	\$100.00	\$60.00	\$50.00	No		
							\$2,106.00	\$2,106.00
May-16	Tray Kochenderfer	Auburn Sunset Rotary Club-Recreation Picnic#1	\$50.00	\$30.00	\$25.00	No		
May-16	Jim Moore	EV Cain Community Svc. Club-Bocce Courts 1 and 2	\$40.00	\$0.00	\$40.00	No		
May-16	Patrick Wiz	St. Jude Children's Hospital Trike-a-Thon, MV. Tennis Courts	\$0.00	\$30.00	\$0.00	No		
May-16	Jean Hixon	Western States Trail Foundation-Board Meeting-Foothills Room	\$200.00	\$60.00	\$200.00	No		
May-16	Robin Soars	Skyridge PTC-Sierra Pool	\$227.00	\$78.75	\$227.00	No		
May-16	Janice Buchmann	Cub Scouts Pack 6-Flag retirement ceremony-picnic sites and amphitheater at Regional Park	\$190.00	\$10.00	\$190.00	No		

FEE WAIVER LOG

DATE	NAME	ORGANIZATION	RENTAL FEES	CUSTODIAL AND PERMIT FEES	WAIVED FEES	CO-SPONSORED EVENT	MONTHLY TOTAL	YTD TOTAL
May-16	Barry Connick	Multipurpose Senior Center-Regional Park Gym and Lakeside Room	\$2,120.00	\$360.00	\$1,440.00	Yes		
							\$2,122.00	\$4,228.00
Jun-16	Judy Suter	Western States Trail Foundation-Foothills Room for training	\$160.00	\$60.00	\$160.00	No		
Jun-16	Adam Dieter	Placer Hills Education Foundation-Annual Fundraiser-MV Picnic Sites	\$225.00	\$120.00	\$225.00	Yes		
Jun-16	Steve Rolfert	American Rivers Connect Us-Meeting-Foothills Room	\$320.00	\$100.00	\$320.00	No		
							\$485.00	\$4,713.00
Jul-16	Courtney Portlock	Out of the Darkness-Suicide Prevention Walk at Railhead Park	\$420.30	\$60.00	\$420.30	Yes		\$5,133.30
Aug-16	Carmyn Perry	Foothill Quilters-Regional Park Gym and Lakeside Room	\$3,720.00	1020.00 Staffing fee	\$3,720.00	Yes		
							\$3,720.00	\$8,853.30
Sep-16	Lisa Elliot	Placer County Kids-Foster Care/Adoption Appreciation Picnic-Rec Park Picnic Sites and Gazebo	\$240.00	\$90.00	\$120.00	No		
Sep-16	Mark Mishler	Auburn Sunset Rotary-Bocce Courts at Recreation Park-Charity Tournament	\$185.00	\$30 custodial \$30 alcohol permit	\$125.00	No		
							\$225.00	\$9,078.30
Oct-16	Courtney Cagle	Public Health Institute Center for Wellness and Nutrition-Kitchen at Recreation Park	\$490.00	\$150.00	\$490.00	No		\$9,568.30
Nov-16	Stacy Linton	Softball Tournament fundraising-Regional A & B CANCELLED	\$440.00	\$440.00	\$440.00	No		\$9,568.30

1/1/17

Vandalism Report

DATE	LOCATION	VANDALISM	LABOR COSTS	MATERIAL COSTS
3-Jan-17	Overlook	Toilet paper dispenser	\$60.00	\$38.00
1/9/2017	Recreation	Graffiti to signs/replaced	\$60	\$387
Total labor costs			\$120 Total	\$425.00
				material costs

2016/2017 Project List		Updated 01/12/17	
PROJECT	Est. Cost	Notes	Est. completion date
<i>Bell Road</i>			
Planning/CEQA/Construction Documents	517,000	Submitted Project Description update and site plan to Stewardship Council.	TBD
		Waiting for response on grant application. Stewardship Council has indicated we will not get a response until after the start of 2017.	
<i>Placer Hills Pool</i>			
ADA Path of Travel	10,000	Minor sidewalk repair to be done in-house in the off season	Feb-17
<i>Regional Park</i>			
24 Acres Walking Path - In Kind	235,000	Agreement with WCCC has been voided; alternatives being reviewed	TBD
Dry Creek Picnic ADA improvements	15,000	Working on scope and getting estimates	TBD
<i>24 Acres</i>			
Conceptual Planning	48,000	Comments have been received; a presentation of 2 different conceptual plans will take place at the January, 2017 A&D Committee meeting.	Feb-17
<i>Overlook Park</i>			
Planning and CEQA	90,000	Project to be pushed back due to review delays at USBR	Mar-17
<i>Canyon View Community Center</i>			
Bike Park - incl Design and CEQA	100,000	USBR reviewing final document	TBD
Bike Park - Construction	175,000		TBD
<i>Railhead Park</i>			
Renovation Field B	35,000	Completed	Nov-16
<i>Meadow Vista Park</i>			
ADA Parking & Path of Travel	60,000	1st set const drawings under review, bid in February	Jul-17
ADA Restroom Interior Renovation	30,000	Awaiting quotes from 3 Architects for Interior Drawings (approx. 6k) Construction anticipate 24k.	Jul-17
<i>Operation and Development Plan</i>			
CEQA/NEPA costs	25,000	USBR review delayed due to budget issues.	TBD
<i>Multi-Park</i>			
Streambed Alteration Agreement (no labor)	44,000	Bio and cultural reviews taking place; walk with local tribe per AB52 completed	Feb-17
Carry over projects from 2015 2016 list in YELLOW			
Total Projects Fiscal Year	1,384,000		

Discussion Item # 9.1 Cover sheet – Park usage counts/surveys – Review of Data

Auburn Area Recreation and Park District Finance Committee January, 2017; Board of Directors Meeting January, 2017

The Issue

A review and discussion of the data and assumed numbers for the 2016 Park Usage Survey.

Background

The ARD Finance Committee inquired about surveying the usage of the parks at ARD. The Committee and staff came up with plan, sent it to the Board in December, 2015, and began using vehicle counters to come up with park usage numbers.

Staff ordered two SenSource Vehicle Counters (model TC-PH50V2-R). These counters provide a count of vehicles that drive over the sensor hoses. These hoses send “pulses” that are read by a vehicle counter. The information from the vehicle counter can then be downloaded to a computer, using software from SenSource. A copy of two different park reports is attached.

Staff has taken this raw data and put together the information on a spread sheet. These spread sheets provide data for all parks except for Regional Park and Placer Hills Park and Pool. More information on those parks will follow.

The spread sheets provide the following information and make the following assumptions:

- The vehicle counters were put out at the parks in strategic locations. We did a one-week count each season/quarter at each park. As an example, we took readings at Ashford Park in early February, late April, mid July and late October.
- From there, here is how we figured the park usage:
 - 1) We divided the one-week seasonal/quarterly vehicle pulses by 2 (2 axles) or by 4 if the hose was laid out in a way that would catch both in and out.
 - 2) We took that number and multiplied it by 13 (13 weeks per season/quarter).
 - 3) We did this for each season/quarter and added them up to get a yearly total of vehicle pulses.
 - 4) We then subtracted the estimated amount of staff vehicles that use that park to come up with an adjusted total.
 - 5) We then multiplied that number by an average vehicle occupancy. This number was based partly on a National Highway Traffic Administration study and partly on staff observations.
 - 6) This produced an estimated grand total for each park.

Regional Park relied on hand counts by staff, as vehicle counters would not work due to Regional Park’s layout and the other myriad of non-park users who go by the park on a regular basis. These hand counts were often difficult to get done due to the (lack of) availability of staff. The Regional Park spread sheet had to make a lot of assumptions, using counts from other dates and times to fill in the gaps. The **yellow highlighted numbers** represent assumptions.

The count at Placer Hills Pool and Park is based strictly on numbers of pool users. While the park does receive some use by soccer in the fall, the layout of the park does not allow for staff to use a vehicle counters. The pool counts, for public swim, swim lessons and water aerobics are assumed to be the most accurate numbers in this study as they represent either swimmers that were counted daily as they entered (lifeguards do this every day) or lesson/class registrants.

Finally, the Finance Committee recommended that staff provide the estimated number of attendees at ARD events and the total amount of registrations taken in during 2016. Those numbers on the main sheet featuring all counts (“ARD By the Numbers, 2016”).

Recommendation for the Board of Directors

Review the numbers, discuss and provide direction.

The Finance Committee recommended forwarding this information to the Board for review and discussion.

Staff felt that these numbers are higher than expected. Staff spoke with Ken Anderson, of KD Anderson and Associates, a firm that specializes in traffic studies. Ken could not find anything outwardly wrong with how we did our counts nor with our assumptions. He said that people are sometimes surprised by how high a traffic count can be. As a point of reference, he said a recent traffic count on Finley St., near Placer High School showed 1,200 cars per day.

Fiscal Impact

The vehicle counters and extra supplies have totaled an estimated \$2,000.

Attachments

- ARD By the Numbers, 2016
- Vehicle Count spread sheet
- Regional Park counts of users
- Placer Hills Pool count of users
- Ashford Park count 4/19 – 4/26/17 (example of reports generated)
- Recreation Park count 5/13 – 5/19/16 (example of reports generated)
- 2009 NHTS Average Vehicle Occupancy
- 2016 Class, league, camp, lesson, team registration count

ARD By the Numbers, 2016

2016 Park Visitations

Recreation Park	299,319
Meadow Vista Park	128,459
CVCC	24,097
Ashford Park	85,363
Christian Valley Park	25,851
Overlook Park	117,040
Railhead Park	95,621
Winchester Park	4,354
Regional Park	108,043
Placer Hills Park and pool	5,374
TOTAL	893,521

2016 Estimated Event Participation

Lifestyle Expo	250
String Fling Guitar Festival	65
Envision Expo	200
Pickleball Tournaments (2 total)	200
Party in the Park	2,000
Ain't Necessarily Dead Festival	1,500
Ukulele Festival	270
Food Truck Fiesta	1,600
Obstacle Race	350
Sr. Health Fair	500
Ms. October Softball Tourney	200
Auburn Community Festival	1,000
Estimated Event TOTAL	8,135

2016 Registrations

Includes classes, leagues, camps, lessons, teams	20,225
--	---------------

Park	Winter	Spring	Summer	Fall	x13 weeks	Less ARD EE	Adj. Total	Veh. Occup. x1.7/vehicle	Est. walk-in
Recreation Park									3%
2/26 - 3/3/16	3,157				41,041	(3,182)	37,859	64,360	
5/13 - 5/19/16		4,396			57,148	(3,312)	53,836	91,521	
6/30 - 7/6/16			4,088		53,144	(4,580)	48,564	82,559	
9/29 - 10/5/16				2,595	33,735	(3,052)	30,683	52,161	
2016 TOTAL					185,068		170,942	290,601	

Events? Walk-ins? 468/day 796/day 820/day

Park	Winter	Spring	Summer	Fall	x13 weeks	Less ARD EE	Adj. Total	Veh. Occup. x1.54/vehicle	Est. walk-in
Meadow Vista Park									1%
3/4 - 3/10/16	1,120				14,560	(273)	14,287	22,002	
4/27 - 5/3/16		2,242			29,146	(273)	28,873	44,464	
7/21 - 7/27/16			1,673		21,749	(273)	21,476	33,073	
11/23 - 11/29/16				1,402	18,226	(273)	17,953	27,648	
2016 Total					83,681		82,589	127,187	128,459

Walk-ins? 226/day 348/day 352/day

Park	Winter	Spring	Summer	Fall	x13 weeks	Less ARD EE	Adj. Total	Veh. Occup. x1.0/vehicle	Est. walk-in
CVCC									0.25%
1/12 - 1/19/16	363				4,719	(1,274)	3,445	3,445	
4/1 - 4/7/16		525			6,825	(1,274)	5,551	5,551	
6/6 - 6/13/16			835		10,855	(1,274)	9,581	9,581	
9/13 - 9/19/16				518	6,734	(1,274)	5,460	5,460	
2016 Totals					29,133		24,037	24,037	24,097

66/day 66/day 66/day

Park	Winter	Spring	Summer	Fall	x13 weeks	Less ARD EE	Adj. Total	Veh. Occup. x1.2/vehicle	Est. walk-in
Ashford									**9%
2/10 - 2/16/16	1,466				19,058	(318)	18,740	22,488	
4/19 - 4/25/16		1,371			17,823	(318)	17,505	21,006	
7/12 - 7/18/16			1,494		19,422	(318)	19,104	22,925	
10/20/16*				787	10,231	(318)	9,913	11,896	
2016 Totals					66,534		65,262	78,315	85,363

* Dog Park closed for repairs; this # is the one day count multiplied by 7 179/day 215/day 234/day

** Includes estimated cars parked along Auburn Ravine Rd., per survey 1/3 - 2/17/16

Christian Valley						Less ARD EE	Adj. Total	x1.7/vehicle	>.25%
2/19 - 2/25/16	297				3,861	91	3,770	6,409	
4/19 - 4/25/16		413			5,369	114	5,255	8,934	
7/12 - 7/18/16			118		1,534	114	1,420	2,414	
10/20 - 10/26/16				375	4,875	114	4,761	8,094	
					15,639		15,206	25,851	25,851

42/day 71/day 71/day

Overlook						Less ARD EE	Adj. Total	x1.54/vehicle	3%
3/10 - 3/16/16	1,375				17,875	114	17,761	27,352	
4/8 - 4/14/16		1,114			14,482	136	14,346	22,093	
6/15 - 6/20/16*			1,356		17,628	136	17,492	26,938	
9/21 - 9/27/16				1,871	24,323	136	24,187	37,248	
					74,308		73,786	113,631	117,040

*Only 6 days; count represents 7 day average

202/day 311/day 321/day

Railhead						Less ARD EE	Adj. Total	x1.54/vehicle	3%
1/21 - 1/27/16	698				9,074	136	8,938	13,765	
4/8 - 4/14/16		1,135			14,755	136	14,619	22,513	
7/29 - 8/4/16			1,531		19,903	136	19,767	30,441	
9/21 - 9/27/16				1,315	17,095	136	16,959	26,117	
					60,827		60,283	92,836	95,621

165/day 254/day 262/day

Winchester						Less ARD EE	Adj. Total	x1.54/vehicle	>.25%
3/4 - 3/10/16	86				1,118	91	1,027	1,582	
4/27 - 5/3/16		85			1,105	114	991	1,526	
7/21 - 7/27/16			12		156	114	42	65	
12/2 - 12/8/16				66	858	91	767	1,181	
					3,237		2,827	4,354	4,354

8/day 12/day 12/day

Regional Park - counts of park and facility users

Time	2/22/2016	23-Feb	2/24/2016	2/25/2016	2/19/2016	2/20/2016	2/21/2016	
9am	49	44	46	52	29	83	45	
Noon	57	30	46	85	28	154	95	
5pm	62	62	76	53	62	56	62	
7:30pm								
Total	168	136	168	190	119	293	202	1276

1276 7-day
avg.x13 = 16,588

	5/13/2016	5/17/2016	5/18/2016	5/19/2016	5/20/2016	5/24/2016	5/25/2016	5/27/2016	5/31/2016
9am	50	50	50	50	0	50	50	50	50
Noon	71	71	71	71	0	71	71	71	71
5pm	84	104	73	47	2	113	101	59	34
7:30pm	129	116	138	99	8	116	161	66	116
Total	334	341	332	267	10	350	383	246	271

2,813
1969 7-day
avg.x13= 25,597

Rain on 5/20/16

	8/8/2016	8/9/2016	8/10/2016	8/11/2016	8/15/2016	8/16/2016	8/17/2016	8/18/2016
9am	50	50	50	50	50	50	50	50
Noon	62	62	62	62	62	62	62	62
5pm	66	66	66	66	66	66	66	66
7:30pm	297	128	324	223	233	249	272	230
Total	475	306	502	401	411	427	450	3,380

2957 7-day
avg.x13= 38,441

	22-Sep	9/27/2016	9/28/2016	10/11/2016	10/1/2016	10/18/2016	10/25/2016	10/27/2016	
9am	50	50	50	50	50	50	50	50	
Noon	53	53	53	53	53	53	53	53	
5pm	50	50	50	84	48	67	19	31	
7:30pm	169	208	184	171	169	183	100	3	
Total	322	361	337	358	320	353	222	137	2,410

2109 7-day
avg.x13=

27,417

TOTAL
108,043
296/day

*Regional
fark*

2016 Placer Hills Pool usage

Public Swim

June: 1136 (20 days) = 56.8/day

July: 1830 (30 days; closed on 7/4) = 61/day

August: 378 (7 days) = 54/day

2016 total: 3,344

Swim Lessons

Parent Tot: 57 registrations x 8 lessons x 2 (parent) = 912

Swim Lessons: 117 registrations x 8 lessons = 936

Private Lessons: 18 registrations x 4 lessons = 22

2016 total Swim Lessons visits: 1,870

Water Aerobics

20 registrations x 8 classes = 160

Total Placer Hills Pool visits: 5,374

57 days of operation = 94 visits/day

Device Name: PCDL-1000
Device Description: Count Recorder
Serial Number: P80800
Device ID: MultiChannel

Date	Time	Channel 1 Pulses (Pulses)
4/19/2016	12:10:01 PM	83
4/19/2016	1:10:01 PM	90
4/19/2016	2:10:01 PM	108
4/19/2016	3:10:01 PM	82
4/19/2016	4:10:01 PM	74
4/19/2016	5:10:01 PM	76
4/19/2016	6:10:01 PM	111
4/19/2016	7:10:01 PM	73
4/19/2016	8:10:01 PM	32
4/19/2016	9:10:01 PM	2
4/19/2016	10:10:01 PM	4
4/19/2016	11:10:01 PM	4
4/20/2016	12:10:01 AM	0
4/20/2016	1:10:01 AM	0
4/20/2016	2:10:01 AM	0
4/20/2016	3:10:01 AM	0
4/20/2016	4:10:01 AM	0
4/20/2016	5:10:01 AM	0
4/20/2016	6:10:01 AM	0
4/20/2016	7:10:01 AM	22
4/20/2016	8:10:01 AM	52
4/20/2016	9:10:01 AM	38
4/20/2016	10:10:01 AM	58
4/20/2016	11:10:01 AM	83
4/20/2016	12:10:01 PM	66
4/20/2016	1:10:01 PM	128
4/20/2016	2:10:01 PM	89
4/20/2016	3:10:01 PM	70
4/20/2016	4:10:01 PM	112
4/20/2016	5:10:01 PM	84
4/20/2016	6:10:01 PM	93
4/20/2016	7:10:01 PM	76
4/20/2016	8:10:01 PM	45
4/20/2016	9:10:01 PM	6
4/20/2016	10:10:01 PM	10
4/20/2016	11:10:01 PM	0
4/21/2016	12:10:01 AM	0
4/21/2016	1:10:01 AM	0
4/21/2016	2:10:01 AM	0

Ashford
Park

4/19 - 4/25/16

4/21/2016	3:10:01 AM	0
4/21/2016	4:10:01 AM	0
4/21/2016	5:10:01 AM	0
4/21/2016	6:10:01 AM	0
4/21/2016	7:10:01 AM	25
4/21/2016	8:10:01 AM	42
4/21/2016	9:10:01 AM	51
4/21/2016	10:10:01 AM	64
4/21/2016	11:10:01 AM	84
4/21/2016	12:10:01 PM	83
4/21/2016	1:10:01 PM	76
4/21/2016	2:10:01 PM	98
4/21/2016	3:10:01 PM	85
4/21/2016	4:10:01 PM	85
4/21/2016	5:10:01 PM	105
4/21/2016	6:10:01 PM	92
4/21/2016	7:10:01 PM	93
4/21/2016	8:10:01 PM	39
4/21/2016	9:10:01 PM	8
4/21/2016	10:10:01 PM	4
4/21/2016	11:10:01 PM	0
4/22/2016	12:10:01 AM	0
4/22/2016	1:10:01 AM	0
4/22/2016	2:10:01 AM	0
4/22/2016	3:10:01 AM	0
4/22/2016	4:10:01 AM	0
4/22/2016	5:10:01 AM	0
4/22/2016	6:10:01 AM	0
4/22/2016	7:10:01 AM	20
4/22/2016	8:10:01 AM	20
4/22/2016	9:10:01 AM	16
4/22/2016	10:10:01 AM	30
4/22/2016	11:10:01 AM	23
4/22/2016	12:10:01 PM	27
4/22/2016	1:10:01 PM	39
4/22/2016	2:10:01 PM	28
4/22/2016	3:10:01 PM	39
4/22/2016	4:10:01 PM	29
4/22/2016	5:10:01 PM	28
4/22/2016	6:10:01 PM	14
4/22/2016	7:10:01 PM	16
4/22/2016	8:10:01 PM	8
4/22/2016	9:10:01 PM	6
4/22/2016	10:10:01 PM	0
4/22/2016	11:10:01 PM	4
4/23/2016	12:10:01 AM	2
4/23/2016	1:10:01 AM	2

Askeford

4/23/2016	2:10:01 AM	2
4/23/2016	3:10:01 AM	0
4/23/2016	4:10:01 AM	0
4/23/2016	5:10:01 AM	0
4/23/2016	6:10:01 AM	0
4/23/2016	7:10:01 AM	19
4/23/2016	8:10:01 AM	30
4/23/2016	9:10:01 AM	46
4/23/2016	10:10:01 AM	81
4/23/2016	11:10:01 AM	84
4/23/2016	12:10:01 PM	89
4/23/2016	1:10:01 PM	68
4/23/2016	2:10:01 PM	98
4/23/2016	3:10:01 PM	108
4/23/2016	4:10:01 PM	93
4/23/2016	5:10:01 PM	90
4/23/2016	6:10:01 PM	85
4/23/2016	7:10:01 PM	72
4/23/2016	8:10:01 PM	42
4/23/2016	9:10:01 PM	8
4/23/2016	10:10:01 PM	12
4/23/2016	11:10:01 PM	0
4/24/2016	12:10:01 AM	2
4/24/2016	1:10:01 AM	0
4/24/2016	2:10:01 AM	4
4/24/2016	3:10:01 AM	0
4/24/2016	4:10:01 AM	0
4/24/2016	5:10:01 AM	0
4/24/2016	6:10:01 AM	0
4/24/2016	7:10:01 AM	10
4/24/2016	8:10:01 AM	25
4/24/2016	9:10:01 AM	58
4/24/2016	10:10:01 AM	88
4/24/2016	11:10:01 AM	78
4/24/2016	12:10:01 PM	114
4/24/2016	1:10:01 PM	119
4/24/2016	2:10:01 PM	89
4/24/2016	3:10:01 PM	117
4/24/2016	4:10:01 PM	123
4/24/2016	5:10:01 PM	81
4/24/2016	6:10:01 PM	81
4/24/2016	7:10:01 PM	69
4/24/2016	8:10:01 PM	18
4/24/2016	9:10:01 PM	4
4/24/2016	10:10:01 PM	6
4/24/2016	11:10:01 PM	4
4/25/2016	12:10:01 AM	2

Alford

4/25/2016	1:10:01 AM	0
4/25/2016	2:10:01 AM	0
4/25/2016	3:10:01 AM	0
4/25/2016	4:10:01 AM	0
4/25/2016	5:10:01 AM	0
4/25/2016	6:10:01 AM	2
4/25/2016	7:10:01 AM	16
4/25/2016	8:10:01 AM	24
4/25/2016	9:10:01 AM	57
4/25/2016	10:10:01 AM	45
4/25/2016	11:10:01 AM	64

5483

$5483/4 = 1,371$

Divide by 4

Ashford

Device Name: PCDL-1000
Device Description: Count Recorder
Serial Number: P80791
Device ID: MultiChannel

Date	Time	Channel 1 Pulses (Pulses)
5/13/2016	11:38:43 AM	0
5/13/2016	12:38:43 PM	0
5/13/2016	1:38:43 PM	0
5/13/2016	2:38:43 PM	3
5/13/2016	3:38:43 PM	68
5/13/2016	4:38:43 PM	124
5/13/2016	5:38:43 PM	133
5/13/2016	6:38:43 PM	176
5/13/2016	7:38:43 PM	64
5/13/2016	8:38:43 PM	66
5/13/2016	9:38:43 PM	22
5/13/2016	10:38:43 PM	4
5/13/2016	11:38:43 PM	4
5/14/2016	12:38:43 AM	4
5/14/2016	1:38:43 AM	1
5/14/2016	2:38:43 AM	0
5/14/2016	3:38:43 AM	0
5/14/2016	4:38:43 AM	0
5/14/2016	5:38:43 AM	0
5/14/2016	6:38:43 AM	8
5/14/2016	7:38:43 AM	14
5/14/2016	8:38:43 AM	72
5/14/2016	9:38:43 AM	191
5/14/2016	10:38:43 AM	202
5/14/2016	11:38:43 AM	198
5/14/2016	12:38:43 PM	201
5/14/2016	1:38:43 PM	132
5/14/2016	2:38:43 PM	129
5/14/2016	3:38:43 PM	167
5/14/2016	4:38:43 PM	240
5/14/2016	5:38:43 PM	170
5/14/2016	6:38:43 PM	141
5/14/2016	7:38:43 PM	46
5/14/2016	8:38:43 PM	28
5/14/2016	9:38:43 PM	20
5/14/2016	10:38:43 PM	6
5/14/2016	11:38:43 PM	12
5/15/2016	12:38:43 AM	2
5/15/2016	1:38:43 AM	4

*Recreation
 Park
 5/13 - 5/19/16*

5/15/2016	2:38:43 AM	2
5/15/2016	3:38:43 AM	0
5/15/2016	4:38:43 AM	0
5/15/2016	5:38:43 AM	0
5/15/2016	6:38:43 AM	6
5/15/2016	7:38:43 AM	14
5/15/2016	8:38:43 AM	12
5/15/2016	9:38:43 AM	117
5/15/2016	10:38:43 AM	74
5/15/2016	11:38:43 AM	44
5/15/2016	12:38:43 PM	60
5/15/2016	1:38:43 PM	101
5/15/2016	2:38:43 PM	90
5/15/2016	3:38:43 PM	97
5/15/2016	4:38:43 PM	129
5/15/2016	5:38:43 PM	152
5/15/2016	6:38:43 PM	92
5/15/2016	7:38:43 PM	34
5/15/2016	8:38:43 PM	42
5/15/2016	9:38:43 PM	9
5/15/2016	10:38:43 PM	6
5/15/2016	11:38:43 PM	0
5/16/2016	12:38:43 AM	0
5/16/2016	1:38:43 AM	0
5/16/2016	2:38:43 AM	0
5/16/2016	3:38:43 AM	0
5/16/2016	4:38:43 AM	0
5/16/2016	5:38:43 AM	12
5/16/2016	6:38:43 AM	14
5/16/2016	7:38:43 AM	25
5/16/2016	8:38:43 AM	64
5/16/2016	9:38:43 AM	72
5/16/2016	10:38:43 AM	58
5/16/2016	11:38:43 AM	64
5/16/2016	12:38:43 PM	78
5/16/2016	1:38:43 PM	56
5/16/2016	2:38:43 PM	90
5/16/2016	3:38:43 PM	171
5/16/2016	4:38:43 PM	340
5/16/2016	5:38:43 PM	286
5/16/2016	6:38:43 PM	302
5/16/2016	7:38:43 PM	140
5/16/2016	8:38:43 PM	83
5/16/2016	9:38:43 PM	16
5/16/2016	10:38:43 PM	14
5/16/2016	11:38:43 PM	0
5/17/2016	12:38:43 AM	2

Rec
Park

5/17/2016	1:38:43 AM	0
5/17/2016	2:38:43 AM	0
5/17/2016	3:38:43 AM	0
5/17/2016	4:38:43 AM	0
5/17/2016	5:38:43 AM	4
5/17/2016	6:38:43 AM	6
5/17/2016	7:38:43 AM	45
5/17/2016	8:38:43 AM	70
5/17/2016	9:38:43 AM	93
5/17/2016	10:38:43 AM	81
5/17/2016	11:38:43 AM	81
5/17/2016	12:38:43 PM	128
5/17/2016	1:38:43 PM	71
5/17/2016	2:38:43 PM	46
5/17/2016	3:38:43 PM	144
5/17/2016	4:38:43 PM	179
5/17/2016	5:38:43 PM	285
5/17/2016	6:38:43 PM	215
5/17/2016	7:38:43 PM	89
5/17/2016	8:38:43 PM	84
5/17/2016	9:38:43 PM	22
5/17/2016	10:38:43 PM	15
5/17/2016	11:38:43 PM	8
5/18/2016	12:38:43 AM	4
5/18/2016	1:38:43 AM	4
5/18/2016	2:38:43 AM	0
5/18/2016	3:38:43 AM	0
5/18/2016	4:38:43 AM	0
5/18/2016	5:38:43 AM	12
5/18/2016	6:38:43 AM	10
5/18/2016	7:38:43 AM	24
5/18/2016	8:38:43 AM	96
5/18/2016	9:38:43 AM	84
5/18/2016	10:38:43 AM	85
5/18/2016	11:38:43 AM	133
5/18/2016	12:38:43 PM	106
5/18/2016	1:38:43 PM	88
5/18/2016	2:38:43 PM	107
5/18/2016	3:38:43 PM	112
5/18/2016	4:38:43 PM	187
5/18/2016	5:38:43 PM	310
5/18/2016	6:38:43 PM	202
5/18/2016	7:38:43 PM	95
5/18/2016	8:38:43 PM	70
5/18/2016	9:38:43 PM	15
5/18/2016	10:38:43 PM	6
5/18/2016	11:38:43 PM	0

Rec
Park

5/19/2016	12:38:43 AM	2
5/19/2016	1:38:43 AM	2
5/19/2016	2:38:43 AM	0
5/19/2016	3:38:43 AM	0
5/19/2016	4:38:43 AM	2
5/19/2016	5:38:43 AM	0
5/19/2016	6:38:43 AM	8
5/19/2016	7:38:43 AM	63
5/19/2016	8:38:43 AM	70
5/19/2016	9:38:43 AM	99
5/19/2016	10:38:43 AM	55
5/19/2016	11:38:43 AM	61
5/19/2016	12:38:43 PM	65
5/19/2016	1:38:43 PM	72
5/19/2016	2:38:43 PM	24
		9559

9559

Divide by 2

4780

Subtract Palmyra

384

4396

Rec Park

**2009 NHTS
Avg. Vehicle Occupancy (Persons)
IN AVO**

State HH location	TD Vehicle Occupancy (Mean)							All			
	Transportation mode used on trip (as reported by respondent)										
	Car	Van	SUV	Pickup truck	Other truck	RV	Motorcycle				
Alaska	1.32	3.25	0.41		1.41			1.00	1.57		
Alabama	2.65	1.57	0.44		1.76		1.69		1.69	1.75	
Arkansas	1.45	2.30	2.53		1.50		1.05		1.00	1.74	
Arizona	1.59	1.94	0.49		1.44		1.22	1.59		1.63	1.51
California	1.54	3.49	0.59		1.61		1.27	2.75		1.23	1.70
Colorado	1.24	2.70	0.50		1.31		1.63			1.69	1.40
Connecticut	1.55	2.30	0.34		1.41		1.05			1.00	1.54
District of Columbia	1.23	1.97	2.25		1.52		1.69			1.69	1.50
Delaware	1.51	3.04	2.86		1.36		1.57			1.69	1.94
Florida	1.58	2.22	0.77		1.40		1.35	1.57		1.10	1.65
Georgia	1.64	2.31	0.73		1.55		1.02	1.54		1.01	1.66
Hawaii	1.51	2.24	0.79		1.34		1.65				1.57

Run Date: 01/19/17
Run Time: 12:27P

Activity Bottom Line Report

User: ACL

CURRENT YEAR

2016

TOTAL NUMBER OF CLASSES WITH ENROLLMENTS:	853
TOTAL NUMBER OF ENROLLEES FOR RANGE SELECTED:	20,225
TOTAL INDIVIDUALS ON WAITING LISTS:	0
TOTAL FEES CHARGED FOR ACTIVITIES:	635,978.50
TOTAL DISCOUNT APPLIED AGAINST FEES:	1,463.40
NET AMOUNT STILL DUE:	6,143.53
TOTAL AMOUNT REFUNDED:	28,049.40
TOTAL AMOUNT PAID FOR ALL FEES LESS DISCOUNT (+):	628,371.57
TOTAL SURCHARGES PAID FOR CANCELS & TRANSFERS (+):	0.00
TOTAL MISCELLANEOUS ACTIVITY INCOME (+):	0.00
TOTAL MISCELLANEOUS ACTIVITY EXPENSES (-):	0.00
TOTAL INSTRUCTOR PAY FOR ACTIVITIES SELECTED (-):	0.00
<hr/>	
NET PER ENROLLEE PROFIT FOR ACTIVITY RANGE SELECTED (=):	31.07
NET PER ENROLLEE EXPENSE FOR ACTIVITY RANGE SELECTED (=):	0.00
NET INCOME/EXPENSE FOR ACTIVITY RANGE SELECTED (=):	628,371.57

PREVIOUS YEAR

2015

TOTAL NUMBER OF CLASSES WITH ENROLLMENTS:	779
TOTAL NUMBER OF ENROLLEES FOR RANGE SELECTED:	20,021
TOTAL INDIVIDUALS ON WAITING LISTS:	0
TOTAL FEES CHARGED FOR ACTIVITIES:	14,793.93
TOTAL DISCOUNT APPLIED AGAINST FEES:	28.00
NET AMOUNT STILL DUE:	582,908.55
TOTAL AMOUNT REFUNDED:	15,575.25
TOTAL AMOUNT PAID FOR ALL FEES LESS DISCOUNT (+):	568,142.62
TOTAL SURCHARGES PAID FOR CANCELS & TRANSFERS (+):	0.00
TOTAL MISCELLANEOUS ACTIVITY INCOME (+):	0.00
TOTAL MISCELLANEOUS ACTIVITY EXPENSES (-):	0.00
TOTAL INSTRUCTOR PAY FOR ACTIVITIES SELECTED (-):	0.00
<hr/>	
NET PER ENROLLEE PROFIT FOR ACTIVITY RANGE SELECTED (=):	28.38
NET PER ENROLLEE EXPENSE FOR ACTIVITY RANGE SELECTED (=):	0.00
NET INCOME/EXPENSE FOR ACTIVITY RANGE SELECTED (=):	568,142.62

Registrations

Selection Criteria:

Date Range: 01/01/16 Thru 12/31/16

YTD Refund Date Range 01/01/16 Thru 12/31/16

LYR Refund Date Range: 01/01/16 Thru 12/31/16

Report Type :Summary

Status Type: Actv? yes Inactv? yes Canc? yes Pend? yes

Include Activity Visits: Yes

This Year,Last Year,Both: Both Years

Source of Data: Section

Type Range: Thru ZZZZZ Prt Type Totals? No

Subtype Totals: No

Category Range: Thru ZZZZZ Prt Category Totals? No

Actv/Sec Range: 0- Thru 999999-ZZ

Actv/Sec Wildcard:

Individual Selections:

SPECIAL NOTE: The status of each class is indicated with one character located left of the MAX NO column.

Active classes display with a BLANK status; Inactive=I; Cancelled=C; and Pending=P

Discussion Item # 9.2 Cover sheet – Preliminary Review: FY 2017/2018 Project List and Ten Year Plan Update

Auburn Area Recreation and Park District Acquisition and Development Committee Meeting November, 2016; A&D Committee December, 2016; January, 2017; Board of Directors meeting January, 2017

The Issue

Shall the Auburn Area Recreation and Park District (ARD) Board of Directors direct staff to begin preliminary work and provide appropriate environmental analysis of the projects on the proposed FY 16/17 Project List, and approve the Ten Year Plan Update?

Background

ARD staff provides a proposed Project List for each Fiscal Year. This Project List is based off of projects incorporated in the Ten Year Project List as well as any new needs proposed by the community, staff and Board.

The Ten Year Project List is comprised of those projects deemed to be of the highest priority and reflects the District's goal to address needed existing infrastructure upgrades, bring new features into the existing park system and complete potential land acquisition and new park development.

A description of the more significant projects on the ten year list is attached.

Recommendation for the Board of Directors

The Acquisition and Development Committee forwarded this item to the Board as a discussion item for review and direction.

Comments, thoughts and questions will be reviewed by the A&D Committee at the February, 2017 A&D meeting. A final Project and List and Ten Year Plan Update is scheduled to be sent back to the Board for approval in February, 2017.

Fiscal Impact

The fiscal impact of the FY 17/18 Project List is indicated on that document.
The fiscal impact of the Ten Year Project List is indicated on those documents.

Attachments

Description of the major projects on the 10 year list.
Ten Year Project List, including FY 16/17 Project List.

January, 2017

Project List project descriptions

The following is a brief description of some of the major projects proposed on the 10 year Project List starting in 2017

FY17/18

Sierra Pool re-plaster + updates: This project is off of the Obsolescence List and will be paid for with Equipment Reserve money. This project includes removing the bulkhead (via crane), replastering the pool and making any necessary code changes to items such as ladders, railing and steps.

Pool bleachers shade structure: replacement of the shade structure over the bleachers at Sierra Pool. The existing structure has a wooden top that is failing due to years of sun and rain. The best options include a cantilever type structure.

Recreation Park patio area (Rotary project): This project entails making improvements to the area immediately adjacent to the northwest wall of the gym. The area is currently a mix of gravel and weeds. The improvements include creating a patio area, planters and adding new tables. A mural may also be added to the wall. The Auburn Rotary Club will be contributing \$8,000 to the project and the bulk of the labor

Regional Pathway repairs: Staff has been looking at the repairs needed and decided to have an asphalt company provide an estimate of the costs to do the work. Most of the damage is from intrusive tree roots.

POT tennis courts at Regional Park: This entails making an ADA compliant path of travel to the tennis and pickleball courts at Regional Park.

New playground, south end of Regional Park: this project is to replace the existing, old playground. Various parts of the playground continue to fail, and replacement parts are expensive.

Railhead "A" renovation: This will be done in the same manner as the "B" field renovation. The existing turf will be sprayed with herbicide. The ground will be tilled and leveled and Bermuda grass sprigs/stolons will be laid. The project includes the cost for temporary fencing (not necessary if the new field fencing is in place) and for ¼ inch of top dressing.

Soccer field fencing: This fencing will surround both fields with 4' or 5' chain link fence.

Bell Rd. Design, planning, CEQA and Conditional Use Permit work: CARRIED OVER FROM PREVIOUS YEARS – Pending funding approval from the Stewardship Council, staff will begin the process of the formal design, planning, CEQA and CUP work.

Overlook area planning/CEQA: This project will entail developing a formal plan and completing the necessary CEQA and NEPA reviews and approvals.

Bike Park Construction: This assumes that the environmental reviews are completed and project approved by USBR and ARD.

FY18/19

Regional Park upgrade water system: this is the major repair of the water diversion and ditch system that feeds the Regional Park pond. Currently we lose more than half of the water allocated to the pond due to leaks and diversions created by homeless and other park users.

Bell Rd. improvements: this assumes that the Stewardship Council funded the environmental studies the previous years and agreed to fund the improvements of the property itself.

Overlook area development: this assumes that the CEQA/NEPA work was completed the previous year.

FY19/20

Recreation Park bocce picnic area: this would create a new picnic shelter in the existing “bulb” area of the parking lot, near the bocce courts.

Meadow Vista tennis and pickleball court resurface: this would repair and repaint the existing courts.

FY20/21

Recreation Park front playground: this would replace the existing, old playground located at the north end of Recreation Park.

FY21/22

Regional Park pond leak repair: this would make repairs to several areas of the levee that are leaking.

FY22/23

Regional Park tennis/pickleball court resurface: This project would entail ripping out the existing asphalt surface of the courts, which currently have large cracks that return every 12 – 18 months. After the existing asphalt is removed, a geotextile fabric is put down, followed by new asphalt. A French drain would be added around the bottom of the hill to help stop water from getting under the courts.

Regional Park pond mucking: this is the same process that we used at Ashford Park and Meadow Vista Park in 2013.

Regional Park pathway extension, Dry Creek end: this would extend the existing pathway up and through the Dry Creek end of the park.

Spray Park (replace splash pool): the existing splash pool at Recreation Park is not code compliant, however it is grandfathered at this point. The existing play structure in the splash pool continues to have failures (all repaired to this point). If/when ARD decides to replace the structure, we will be forced to abandon the splash pool and replace it with a spray park (less than ¼ inch of standing water).

Meadow Vista Pond Island renovation: this project would entail shoring up the existing island in the pond.

2017/2018

Estimated balance

30,031 865,971 398,924 275,933

PROJECT	Est. Cost	Spent from General Funds or Grants in Prior Year(s)	Gen. Fund	ADA	Reserve	Cnty. Mit.	City Mit.	Grants	In Kind
Recreation Park									
Sierra Pool Replaster + Upgrades	200,000				200,000				
Pool bleachers shade structure	100,000				25,000		75,000		
Patio area (Rotary project)	16,000		8,000					8,000	
Regional Park									
Pathway repairs	50,000		50,000						
POT tennis courts	41,500			30,000	11,500				
New playground, south end	140,000				40,000	100,000			
Railhead Park									
Field "A" renovation	60,000				60,000				
Soccer field fencing	17,000		17,000						
Meadow Vista Park									
Parking lot reseal/restripe	10,000				10,000				
Bell Rd²									
Planning/CEQA/Const. docs/permits ²	517,000	(71,178)	77,820					367,790	
Overlook Park									
Planning and CEQA	90,000				60,000		30,000		
CVCC									
Bike Park Construction	175,000		50,804			87,300			36,896
TOTAL	1,416,500	-71,178	203,624	30,000	406,500	187,300	105,000	375,790	36,896
Estimated Balance Remaining				31	459,471	211,624	170,933		

Note: Assumes \$50,000/year in County Mitigation Fees

Note: Assumes \$5000/year in ADA reserve funds

Note: Assumes \$10,000/year in city mitigation

Note: Assumes \$25,000 added to FCC per year

Note: Reserve amount includes Future Capital Const. Reserve + Cell Tower Reserve

Note²: assumes money being available from the Stewardship Council and other grant sources

Red text = project carried over from a previous year

Auburn Recreation District Ten Year Project List

2018/2019

Estimated balance

5,031 534,471 261,624 180,933

PROJECT	Est. Cost	Gen. Fund	ADA	Reserve	Cnty. Mit.	City Mit.	Grants	In Kind
<i>Regional Park</i>								
Upgrade water system	275,000			175,000	100,000			
<i>Bell Road²</i>								
Improvements	2,600,000			50,000	100,000		2,450,000	
<i>Overlook Park</i>								
Overlook area development	300,000			100,000	100,000	100,000		
Restroom ADA upgrades	10,000			10,000				
TOTAL	3,185,000		0	335,000	300,000	100,000	2,450,000	0
Estimated Balance Remaining			5,031	199,471	-38,376	80,933	N/A	0

Note: Assumes \$50,000/year in County Mitigation Fees

Note: Assumes \$5000/year in ADA reserve funds

Note: Assumes \$10,000/year in city mitigation

Note: Assumes \$25,000 added to FCC per year

Note: Reserve amount includes Future Capital Const. Reserve + Cell Tower Reserve

Note²: assumes money being available from the Stewardship Council and other grant sources

Auburn Recreation District Ten Year Project List

2019/2020

Estimated balance

10,031 209,471 11,624 90,933

PROJECT	Est. Cost	Gen. Fund	ADA	Reserve	Cnty. Mit.	City Mit.	Grants	In Kind
<i>Recreation Park</i>								
Bocce picnic area	60,000				40,000	20,000		
<i>Meadow Vista</i>								
Tennis courts resurface	25,000			25,000				
Pickle ball resurface	25,000			25,000				
<i>Bell Road²</i>								
Shade structure	60000				60000			
TOTAL	110,000		0	50,000	100,000	20,000	0	0
Estimated Balance Remaining			10,031	159,471	-88,376	70,933	0	0

Note: Assumes \$50,000/year in County Mitigation Fees

Note: Assumes \$5000/year in ADA reserve funds

Note: Assumes \$10,000/year in city mitigation

Note: Assumes \$25,000 added to FCC per year

Note: Reserve amount includes Future Capital Const. Reserve + Cell Tower Reserve

Note²: assumes money being available from the Stewardship Council and other grant sources

Auburn Recreation District Ten Year Project List

2020/2021

Estimated balance		15,031	184,471	-38,376	80,933	0	0	
PROJECT	Est. Cost	Gen. Fund	ADA	Reserve	Cnty. Mit.	City Mit.	Grants	In Kind
<i>Recreation Park</i>								
Front playground	120,000			20,000	50,000	50,000		
TOTAL	120,000		0	20,000	50,000	50,000	0	0
Estimated Balance Remaining			15,031	164,471	-88,376	30,933	0	0

Note: Assumes \$50,000/year in County Mitigation Fees

Note: Assumes \$5000/year in ADA reserve funds

Note: Assumes \$10,000/year in city mitigation

Note: Assumes \$25,000 added to FCC per year

Note: Reserve amount includes Future Capital Const. Reserve + Cell Tower Reserve

Auburn Recreation District Ten Year Project List

2021/2022

Estimated balance 20,031 189,471 -38,376 40,933

PROJECT	Est. Cost	Gen. Fund	ADA	Reserve	Cnty. Mit.	City Mit.	Grants	In Kind
<i>Meadow Vista</i>								
Signage	1,200		1,200					
<i>Regional Park</i>								
Pond leak Repair	95,000			95,000				
<i>Regional Park</i>								
Kiosks	10,000			10000				
TOTAL	106,200		1,200	105,000	0	0		

Estimated Balance Remaining 18,831 84,471 -38,376 40,933

Note: Assumes \$50,000/year in County Mitigation Fees

Note: Assumes \$5000/year in ADA reserve funds

Note: Assumes \$10,000/year in city mitigation

Note: Assumes \$25,000 added to FCC per year

Note: Reserve amount includes Future Capital Const. Reserve + Cell Tower Reserve

Auburn Recreation District Ten Year Project List

2022/2023

Estimated balance

23,831 109,471 11,624 50,933

PROJECT	Est. Cost	Gen. Fund	ADA	Reserve	Cnty. Mit.	City Mit.	Grants	In Kind
<i>Regional Park</i>								
Tennis/pickleball courts surfaces	150,000			150,000				
Pond mucking	75,000			75,000				
Walking pathway extension, Dry Creek end	265,000						265,000	
<i>Recreation Park</i>								
Spray park (replace splash pool)	300,000			150,000	70,000	80,000		
<i>Meadow Vista Park</i>								
Pond Island renovation	100,000			100,000				
TOTAL	890,000		0	475,000	70,000	80,000	265,000	
Estimated Balance Remaining			23,831	-365,529	-58,376	-29,067		

Note: Assumes \$50,000/year in County Mitigation Fees

Note: Assumes \$5000/year in ADA reserve funds

Note: Assumes \$10,000/year in city mitigation

Note: Assumes \$25,000 added to FCC per year

Note: Reserve amount includes Future Capital Const. Reserve + Cell Tower Reserve

Bocce ball wonder

North Auburn's Irving Eastman defies age, blindness to play sport

BY GUS THOMSON
OF THE AUBURN JOURNAL

When 94-year-old Irving Eastman was forced to give up tai chi about four years ago because of balancing difficulties, he didn't sit around bemoaning the aging process.

Instead, he found a new activity near his North Auburn home playing bocce ball.

And when a walker recently replaced his collection of ornate wooden canes for getting around, he just incorporated the wheeled balance aid into his windup, holding onto a handle with one hand and pitching with the other.



Irving Eastman's early years included World War II service in the Navy, patrolling the East Coast of the U.S. searching out enemy submarines in a giant flying boat.

Eastman, who turns 95 in February, plays bocce ball twice a week while also keeping fit with walks around the mobile-home park he lives in. To keep his mind active, he has a crossword puzzle going. When the weather warms this spring, he plans to be in his woodwork shop creating ornate carvings.

"I just automatically figure that I don't want to just sit back and watch TV all day," Eastman said.

Making Eastman's active lifestyle even more extraordinary is that he has been diagnosed as legally blind and unable to drive for the past 30 years.

That has meant finding someone to drive him to the activities he takes part in and enjoys. Since his wife died about four years ago that has also meant finding help for shopping, going to church and bocce ball.

But Eastman's good nature – and courage to ask for help – have served him in good stead in getting him out and about.

"My motto for years has been 'Stay Active,'" Eastman said.

On the bocce ball court, fellow players

• SEE EASTMAN PAGE A2



GUS THOMSON • AUBURN JOURNAL

Irving Eastman, 94, is not only the oldest bocce ball player on the court when he plays — he's also one of the most enthusiastic.



Auburn Journal
Dec. 11, 2016

EASTMAN: He enjoys watching sports on TV and he's a big fan of Michigan State football

continued from A1

will let Eastman know which green or red ball the white target ball is behind, or he'll zero in on voices to aim a shot.


When a neighbor in the mobile home park suggested he and Eastman try tai chi, Eastman joined in. When the neighbor dropped out, Eastman kept going, finding a ride with another park resident who was also in the tai chi class.

A retired air industry manager and World War II Navy veteran, Eastman is a native Vermonter who has lived in the Auburn area since 1981.

Goddaughter Linda Meylink said that what amazes her is that Eastman lives his own life completely on his own.

Or almost alone. Eastman shares his home with Joe the desert tortoise. Joe has been part of Eastman's family for many years, first with in-laws, then with a son, and now in his home.

Joe and Irving have



GUS THOMSON - AUBURN JOURNAL

Irving Eastman enjoys a recent game of bocce ball.

spent the last several years growing old together. Joe even comes when he's called – if Irving has a treat at the ready.

Eastman also has sever-

al relatives in the area. His family includes five grandchildren, nine great-grandchildren and a great-great-granddaughter.

With a spark in his eye and an easy smile emerging from underneath his snow-white beard, Eastman said he can still find time to park in front of the

HOW YOU CAN GET INVOLVED:

Bocce ball groups play casually on Wednesday and Friday mornings at the Recreation Park court. Leagues register with Auburn Recreation District Jan. 2-Feb. 22. Play starts March 3 on Wednesday and Thursday evenings

Tai Chi classes are on a sign-up basis with the Recreation district. The next six-week class is on Thursday evenings and starts in mid-January

Sheryl Peterson, recreation services manager, can be reached at 530-863-4615 for more information on tai chi or bocce ball.

"I'm not doing anything special but I am having fun."

Irving Eastman

her when there's a game, tending to injured players," Eastman said. "And she sends me shirts and caps."

Invariably, Eastman is the oldest bocce ball player on the court and he's singled out to newcomers as an athletic marvel.

Eastman takes it all in stride. Before bocce ball, he was the oldest tai chi participant. Before that, he was one of the oldest country line dancers in a group known as The Renegades.

"I'm not doing anything special but I am having fun," he said.

TV with a gluten-free beer and some peanuts to watch a football or baseball game. He's a supporter of the San Francisco Giants and 49ers as well as the Oakland Raiders. Also, curiously, he's a big Michigan State football fan.

"A friend's niece is the nurse on the Michigan State football team – I see

Thursday Jan 12 2017 | 1 comments

0

Recreation Ramblings

Another View: A new playground, pool repairs and a Party in the Park

By: Kahl Muscott / Guest Columnist



Kahl Muscott

The Auburn Area Recreation and Park District is jumping into the 2017 with both feet, and we are excited to share with the community our plans. Here are some of the highlights:

Projects

The following is a partial list of projects being proposed for 2017, pending final board approval:

A new playground, to replace the old playground at the south end of Regional Park. This heavily used facility is showing its advanced age, with expensive repairs becoming a frequent occurrence.

A renovation of the Railhead "A" (east) soccer field. This renovation will be done using

the same methods used in the successful renovation of the Railhead “B” field. Bermuda grass will replace the existing turf, currently a mix of several grasses and weeds.

The Marsha Skinner Memorial Sierra Pool will be re-plastered, and we are scheduled to finally replace the worn out and rotting shade structure over the pool bleachers.

Finally, we are very much hoping to break ground on the much anticipated and long planned Auburn Bike Park. The environmental document (joint CEQA/NEPA document) is currently being reviewed by the United States Bureau of Reclamation. Upon the bureau’s final review and public comment period, ARD will review and consider approval of the document. This will be followed by project review and approval from USBR, allowing us to start the project. It’s been a long, strange trip.

Events

The following is a highlight of the 12-plus annual events operated or hosted by ARD.

Speaking of long strange trips and references to the Grateful Dead, the Ain’t Necessarily Dead Festival will be back for a third year July 15 at Regional Park. If you have not attended this event, you have missed out. Two stages, including a professional-level covered stage featuring a dazzling light show, will showcase some truly gifted musicians.

Related to, but different than the Dead Fest, Party in the Park will be returning for the 16th year, June 16 at Regional Park. This event has become an iconic, must-attend Auburn area event, and for good reason. While the music, food and beer are always first-rate, the best part of this event is a chance to talk to your friends, family and neighbors in a laid-back, relaxed atmosphere.

The Ukulele Festival (concert and workshops) and its new sibling, the String Fling Acoustic Guitar Festival (concert and workshops) are back. The String Fling Festival takes place April 28 and 29, while the Ukulele Festival takes place Aug. 11 and 12. Both feature fantastic musicians and the opportunity to learn from the best.

Of course I am going to mention the Great Auburn Obstacle Race, Sept. 24 at Regional Park. This 5k obstacle race fun-run is an excellent athletic endeavor for both beginners and experienced racers, and is a labor of love for the ARD staff and volunteers. We strive to create new obstacles each year, and will always keep some of the crowd favorites, including the pumpkin pie(p), the rafts, the maze and the mud pit.

Programs

ARD offers hundreds of classes, camps, leagues and lessons each year. Here are just a few of the options available:

Suspension Training and Park Fit (18+). These new classes will build your strength, coordination and confidence. Several session dates are available.

Dance, for kids and adults. An eclectic mix of ballet, swing, tango, clogging and hip-hop are available, at a myriad of days and times. Our instructors are knowledgeable and friendly, and will get you in the rhythm in no time.

Discovery Day Camp and Summer Day Camp. Available at Auburn’s most beloved park, Recreation Park, these very popular camps feature activities galore and trained leaders

that provide a safe, educational and fun experience for your children.

Swim teams and swim lessons: The Auburn Robalos Competitive Swim Team and the Auburn Mermaids Synchronized Swim Team call Sierra Pool home. For those not quite ready for the challenge, a summer's worth of swimming lessons are available at both the Sierra Pool and Placer Hills Pool.

More information on these programs, events and upcoming projects can be found at auburnrec.com.

Kahl Muscott is the district administrator of the Auburn Area Recreation and Park District.

Keywords:

Kahl Muscott Auburn Recreation District

CONTRIBUTE TO THIS STORY



SEND LETTER TO THE EDITOR



SEND STORY IDEAS



SEND CORRECTIONS



SIGN UP FOR OUR EMAIL NEWSLETTER

1 Comment

Sort by **Oldest**



Add a comment...



Red Johnson · Fine Arts Teacher at Placer High School

Well it's about time... how about making that shade structure solid as to have a good cover in the rainy spring months. Watching swim practice in the rain isn't that fun.

Like · Reply · Jan 12, 2017 8:58pm

[Facebook Comments Plugin](#)

Gold Country Media

Quick Links

- Submit a Letter to the Editor
- Submit a Story Idea
- Submit a Wedding Announcement
- Submit a Birth Announcement
- Submit an Anniversary Announcement
- Submit an Obituary
- Contact Us
- Privacy Policy

Visit our other Publications

- Auburn Journal
- Colfax Record
- The Loomis News
- Placer Herald – Rocklin
- Lincoln News
- Messenger
- Press Tribune – Roseville & Granite Bay
- Folsom Telegraph
- El Dorado Hills Telegraph

View our other websites

- Classifieds
- Coupons & Deals
- Automotive
- Business Directory
- Real Estate
- Granite Bay View
- Placer Sports
- Wine Country This Week
- Special Sections

Auburn Journal

Tuesday Jan 03 2017 | 0 comments

0

Top photos of 2016



*Photo from
OBstacle Race*

Our best images

There was much action, drama and tragedy in Auburn in the last year. We scoured our images for the past year and chose some of the most striking, enduring images to share as one year ends and another begins.

CONTRIBUTE TO THIS STORY

 SEND LETTER TO THE EDITOR	 SEND STORY IDEAS	 SEND CORRECTIONS	 SIGN UP FOR OUR EMAIL NEWSLETTER
--	---	---	---

*Auburn Journal
1-3-17*

Auburn Journal


Tuesday Jan 17 2017 | 0 comments

0

HEALTH HELP: Lifestyle Expo offers solar energy to organic eating

By: Michael Kirby

Buy This Photo Now



Michael Kirby/Auburn Journal

Seven year old twins Brown (near) and Cole were part of a karate demonstration put on by Bennati's Martial Arts in Auburn. Bennati's offers IsshinRyu Karate to students of all levels from children to teens and adults.



There was something for everyone at Saturday's third annual free Lifestyle Expo. The event included over 30 local vendors demonstrating and sharing information and expertise on health and lifestyle products at Recreation Park. Folks wanting to make lifestyle changes for the New Year could get help and advice in many fields. Experts were able and eager to share their knowledge on everything from exercise equipment, women's self defense and solar energy to organic eating and martial arts. "Various

lifestyle, nutrition, health, fitness, holistic and educational tools are all resources available right here in Auburn, you don't have to go down the hill," said Expo Director Renee Berg.

Keywords:

HEALTH HELP Lifestyle Expo offers solar energy to organic eating

0 Comments

Sort by Oldest



Add a comment...

Facebook Comments Plugin



Quick Links

- Submit a Letter to the Editor
- Submit a Story Idea
- Submit a Wedding Announcement
- Submit a Birth Announcement
- Submit an Anniversary Announcement
- Submit an Obituary
- Contact Us
- Privacy Policy

Visit our other Publications

- Auburn Journal
- Colfax Record
- The Loomis News
- Placer Herald - Rocklin
- Lincoln News Messenger
- Press Tribune - Roseville & Granite Bay
- Folsom Telegraph
- El Dorado Hills Telegraph

View our other websites

- Classifieds
- Coupons & Deals
- Automotive
- Business Directory
- Real Estate
- Granite Bay View
- Placer Sports
- Wine Country This Week
- Special Sections

© Copyright Gold Country Media
Powered By: BCI Interactive

Auburn Journal

Tuesday Jan 17 2017 | 0 comments

0

HEALTH HELP: Lifestyle Expo offers solar energy to organic eating

By: Michael Kirby

Buy This Photo Now



Michael Kirby/Auburn Journal
4-H members (left, Ivana T... Audrey Martin
yoga demonstration. 4-H is an educational program with activities incl
robotics, baking, web design, sewing and beekeeping.



Auburn Journal



Tuesday Jan 17 2017 | 0 comments

0

HEALTH HELP: Lifestyle Expo offers solar energy to organic eating

By: Michael Kirby

Buy This Photo Now





Tuesday Jan 17 2017 | 0 comments

0

HEALTH HELP: Lifestyle Expo offers solar energy to organic eating

By: Michael Kirby

[Buy This Photo Now](#)



Michael Kirby/Auburn Journal

Eden Ramirez of Bennati's Martial Arts performs a spinning side kick during a karate demonstration.



Auburn Journal

Tuesday Jan 17 2017 | 0 comments

0

HEALTH HELP: Lifestyle Expo offers solar energy to organic eating

By: Michael Kirby

Buy This Photo Now

