AUBURN AREA RECREATION AND PARK DISTRICT
MEETING OF THE BOARD OF DIRECTORS AGENDA
THURSDAY, SEPTEMBER 28, 2023, 6:00 PM
CANYON VIEW COMMUNITY CENTER, BOARD ROOM
471 MAIDU DRIVE, AUBURN, CA 95603

Materials related to an item on this Agenda submitted to the District after distribution of the agenda packet are available for public inspection by contacting the District Administrator at kmuscott@auburnrec.com or by calling (530) 537-2186 (M-F).

The public may participate in the meeting in-person or through Zoom. The link for this meeting is https://us06web.zoom.us/j/85750982295. The public can use this link and/or call 1 669 900 6833 Webinar ID: 857 5098 2295 participate.

People using the Zoom website will be able to see and hear the Board, and the Board will be able to hear the public. The Board will not receive any visual/video from the public. This is done to avoid inappropriate visual content at the meeting.

Questions and comments can be sent via email to the District Administrator no later than one hour before the meeting. These emails will be read aloud at the meeting and responded to accordingly. Emails can be sent during the meeting, and staff will work to ensure that all are read, however the best way to have your comment heard is through the Zoom meeting or the associated phone number.

If you are a person with a disability and need an accommodation to participate in the District's programs, services, activities and meetings, contact Kahl Muscott at (530) 537-2186 or kmuscott@auburnrec.com at least 48 hours in advance to request an auxiliary aid or accommodation.

1.0 CALL TO ORDER

(PLEDGE TO THE FLAG)

The Board of Directors of the Auburn Area Recreation and Park District welcomes you to its meetings. Regular meetings are scheduled at 6 p.m. the last Thursday of each month. The November and December Board meetings will be scheduled in consideration of recognized holidays. Your attendance and interest is encouraged and appreciated. Special accommodations may be made upon request to the District Administrator 72 hours in advance of the meeting.

Roll Call

Ainsleigh _____ Gray _____ Holbrook _____ Ingle _____ Lynch _____

2.0 INTRODUCTIONS, PRESENTATIONS AND ANNOUNCEMENTS

Presentation from, Facilities and Grounds Manager, Jesse Williams, to Facilities Attendant, Randy Hubbard, as employee of the month for September, 2023.

3.0 AGENDA REVIEW, CHANGES, AND APPROVAL

Motion by _____ Second by _____ to _____

_____

Ainsleigh _____ Gray _____ Holbrook _____ Ingle _____ Lynch _____

Roll Call Vote

4.0 **PUBLIC COMMENT** – This is the time wherein any person may comment on any item not on the agenda within the subject matter jurisdiction of the Board of Directors. If you have a public comment, please use the "Raise your hand" feature through Zoom. You will be un-muted after you are recognized by the Board Chairperson. People only calling in should press #9 to telephonically raise your hand. Please state your name, and address for the record (optional). There is a time limitation of three minutes.

5.0 **CONSENT ITEMS** – (roll call vote). All matters listed under the Consent Calendar are to be considered routine by the Board of Directors and will be enacted by one motion in the form Listed. There will be no separate discussion of these items unless, before the Board votes on the motion to adopt, a member or members of the Board, staff or the public requests a specific item to be removed from the Consent Calendar for separate discussion and action.

_____ **5.1** **Review and approval of Minutes of the Board of Directors from August, 2023** **(Pages 5-9)**

Review and approval of Minutes of the Board of Directors from August 31, 2023

_____ **5.2** **Review of Cash Requirements for August, 2023 (Standing Finance Committee)** **(Pages 10-13)**

This item was reviewed and approved by the Standing Finance Committee and forwarded to the Consent Calendar for review and approval.

_____ **5.3** **Review of Financial for August, 2023 (Standing Finance Committee)** **(Pages 14-40)**

This item was reviewed and approved by the Standing Finance Committee and forwarded to the Consent Calendar for review and approval.

_____ **5.4** **Amendments to Senior Facility Park Worker and Senior Facilities Maintenance Worker Job Descriptions (Policy, Fee and Legal Review Committee)** **(Pages 41-46)**

This item was reviewed and approved by the Policy, Fee and Legal Review Committee) and forwarded to the Consent Calendar for review and approval.

_____ **5.5** **Youth Assistant (Scholarship) Fund Amendments (Policy, Fee and Legal Review Committee)** **(Pages 47-61)**

This item was reviewed and approved by the Policy, Fee and Legal Review Committee) and forwarded to the Consent Calendar for review and approval.

_____ **5.6** **Resolution #2023-20: Transfer of $12,991 from the Future Capital Construction Reserves for the Recreation Modular Courtyard Repairs (Standing Finance Committee)** **(Pages 62-64)**

This item was reviewed and approved by the Standing Finance Committee and forwarded to the Consent Calendar for review and approval.

_____ 5.7 **Amendment of the Obsolescence List (Standing Finance Committee)** **(Pages 65-72)**

This item was reviewed and approved by the Standing Finance Committee and forwarded to the Consent Calendar for review and approval.

Motion by_____ second by _____ to _____

_____

Ainsleigh _____ Gray _____ Holbrook _____ Ingle _____ Lynch _____

Roll Call Vote

6.0 ADMINISTRATOR'S AND DEPARTMENTAL REPORTS (Pages 73-84)

Please see board reports and vandalism reports under item 6.0.

7.0 UNFINSHED BUSINESS

None.

8.0 NEW BUSINESS

_____ 8.1 **Resolution #2023-21: Purchase of a used/new vehicle** **(Pages 85-87)**

Shall the Auburn Area Recreation and Park District (ARD) approve and adopt Resolution #2023-21, authorizing the District Administrator (or his designee) to purchase a used or new vehicle, with an amount not to exceed $50,000?

Motion by_____ second by _____ to _____

_____

Ainsleigh _____ Gray _____ Holbrook _____ Ingle _____ Lynch _____

Roll Call Vote

_____ 8.2 **Amending 2023/2024 Project List and CIP** **(Pages 88-95)**

Shall the Auburn Recreation District amend the existing 2023/2024 Project List and Capital Improvement Project List (CIP) to coincide with the FY 23/24 Budget Revision?

Motion by_____ second by _____ to _____

_____

Ainsleigh _____ Gray _____ Holbrook _____ Ingle _____ Lynch _____

Roll Call Vote

9.0 ITEMS FOR DISCUSSION AND INFORMATIONAL ITEMS

9.1 County Mitigation Fund, current balance $537,166
9.2 City Mitigation Fund, current balance $36,620
9.3 Placer County Investment Report – June, 2023 **(Pages 97-108)**
9.4 Placer County Investment Report – July, 2023 **(Pages 109-123)**
9.5 CEPPT Quarterly Investment Report – June, 2023 (1 Page) **(Page 125)**

10.0 BRIEF ANNOUNCEMENTS AND REPORTS FROM BOARD MEMBERS

No action will be taken at this time on any item announced or reported by a Board Member. The Board or a member of the Board may provide a reference to staff or other resources for factual information, request staff to report back to the body at a subsequent meeting concerning any matter so reported, or take action to direct staff to place a matter of business on a future agenda.

11.0 CORRESPONDENCE/COMMUNICATIONS AND INFORMATIONAL

None.

12.0 PUBLIC COMMENT – This is the time wherein any person may comment on any item not on the agenda within the subject matter jurisdiction of the Board of Directors. If you have a public comment, please use the "Raise your hand" feature through Zoom. You will be un-muted after you are recognized by the Board Chairperson. People only calling in should press #9 to telephonically raise your hand. Please state your name, and address for the record (optional). There is a time limitation of three minutes.

13.0 CLOSED SESSION

13.1 Public Employee Performance Evaluation (Gov Code 54954.5, subd. (e), 54947.)

Title: District Administrator

14.0 OPEN SESSION – REPORT/ACTION ON OR ABOUT CLOSED SESSION

ADJOURNMENT

AUBURN AREA RECREATION AND PARK DISTRICT
This agenda is hereby certified to have been posted as follows:

Sept 21, 2023	11:30 Am	Cathy Warford
Date	Time	Clerk to the Board

SECTION: 5.0

ITEM: 5.1 **REVIEW AND APPROVAL OF MINUTES OF THE BOARD OF DIRECTORS FROM AUGUST 31, 2023**

INFORMATION: **SEE ATTACHED MINUTES**

STAFF RECOMMENDATION: **BOARD OF DIRECTORS REVIEW & APPROVE MINUTES**

FISCAL IMPACT: **NONE**

Auburn Area Recreation and Park District
Minutes of the Meeting of the Board of Directors
Thursday, August 31, 2023 6:00 PM

Board Members Present:	Vice-Chairperson Scott Holbrook Director H. Gordon Ainsleigh, arrived at 6:19 PM Director Sue Ingle Director Mike Lynch
Absent:	Chairperson Jim Gray
Staff Present:	Kahl Muscott, District Administrator Veona Galbraith, Administrative Services Manager Mark Brunner, Recreation Services Manager Caleb Porter, Youth Services Manager Mike Scheele, Landscape Architect/Project Manager Jesse Williams, Facilities & Grounds Manager Cathy Warford, Recording Secretary
Absent:	Manouch Shirvanioun, Customer Service/Marketing Manager

1.0 CALL TO ORDER

The Meeting of the Board of Directors was called to order at 6:00 PM by Vice-Chairperson Holbrook.

2.0 INTRODUCTIONS, PRESENTATIONS AND ANNOUNCEMENTS

Presentation from Jerry Fisher, Sports Coordinator and ARD-YDL League Director to Coach Isabel Magana.

Presentation from the Mother Lode Foundation of donations to the Youth Assistance Fund and the City Hall/School Park Preserve Pickleball Court Project.

Presentation from Recreation Services Manager, Mark Brunner to Aquatics Coordinator, Patti Waskowiak, as employee of the month for August, 2023.

3.0 AGENDA REVIEW, CHANGES AND APPROVAL

A motion was made by Director Lynch seconded by Director Ingle to approve the agenda as written.

Roll Call Vote

Director Ainsleigh – Absent
Chairperson Gray – Absent
Vice-Chairperson Holbrook – Yes
Director Ingle - Yes
Director Lynch – Yes

3 - 0 Motion carries.

4.0 PUBLIC COMMENT

Mike Holmes, Auburn City Council, thank the Auburn Area Recreation and Park District for their assistant in the Pickleball Court project. He also mentioned the support letter supporting Dewitt Restoration project which he is highly in favor of.

5.0 CONSENT ITEMS

5.1 Review and approval of Minutes of the Board of Directors from July, 2023

5.2 Review of Cash Requirements for July, 2023 (Standing Finance Committee)

5.3 Review of Financial for June, 2023 (Standing Finance Committee)

5.4 Review of Financial for July, 2023 (Standing Finance Committee)

A motion was made by Director Ingle and seconded by Director Holbrook to approve the Consent Calendar as written.

Roll Call Vote

Director Ainsleigh – Yes
Chairperson Gray – Absent
Vice-Chairperson Holbrook – Yes
Director Ingle - Yes
Director Lynch – Yes

4 – 0 Motion carries.

6.0 ADMINISTRATOR'S AND DEPARTMENTAL REPORTS

Board reports were provided to the Board under separate cover.

7.0 UNFINISHED BUSINESS

None.

8.0 NEW BUSINESS

8.1 MOU with the Auburn Pickleball Club

A motion was made by Director Holbrook and seconded by Director Ingle to approve the MOU with the Auburn Pickleball Club

Roll Call Vote

Director Ainsleigh – Yes
Chairperson Gray – Absent

Vice-Chairperson Holbrook – Yes
Director Ingle - Yes
Director Lynch – Yes

4 - 0 Motion carries.

8.2 AMENDED MOU between ARD and the City of Auburn

A motion was made by Director Lynch and seconded by Director Ainsleigh to approve the AMENDED MOU between ARD and the City of Auburn.

Roll Call Vote

Director Ainsleigh – Yes
Chairperson Gray – Absent
Vice-Chairperson Holbrook – Yes
Director Ingle - Yes
Director Lynch – Yes

4 - 0 Motion carries.

8.3 Agreement between ARD and the Sky View Foundation

A motion was made by Director Ingle and seconded by Director Lynch to approve the Agreement between ARD and the Sky View Foundation.

Roll Call Vote

Director Ainsleigh – Yes
Chairperson Gray – Absent
Vice-Chairperson Holbrook – Yes
Director Ingle - Yes
Director Lynch – Yes

4 - 0 Motion carries.

8.4 Earthquake Insurance

The item failed (died) due to lack of any motion being made.

8.5 Job Description update for Youth Services Director Position

A motion was made by Director Holbrook and seconded by Director Ingle to approve changes to the Youth Services Site Director job description, including an increase in the pay range for this position and update the Youth Services Associate Site Director's language only as of July 30, 2023.

Roll Call Vote

Director Ainsleigh – No
Chairperson Gray – Absent
Vice-Chairperson Holbrook – Yes

Director Ingle - Yes
Director Lynch – Yes

3 -1 Motion carries.

A motion was made by Director Holbrook and seconded by Director Ingle to approve the Job Description update for Youth Services Director Position.

Roll Call Vote

Director Ainsleigh – Yes
Chairperson Gray – Absent
Vice-Chairperson Holbrook – Yes
Director Ingle - Yes
Director Lynch – Yes

4 - 0 Motion carries.

9.0 ITEMS FOR DISCUSSION AND INFORMATIONAL ITEMS

9.1 County Mitigation Fund, current balance $450,000 – item was not discussed.
9.2 City Mitigation Fund, current balance $83,495 – item was not discussed.
9.3 Placer County Investment Report – item was not discussed.
9.4 CEPPT Quarterly Investment Report (April – June) – item was not discussed.

10.0 BRIEF ANNOUNCEMENTS AND REPORTS FROM BOARD MEMBERS

None.

11.0 CORRESPONDENCE/COMMUNICATIONS AND INFORMATIONAL

None.

12.0 PUBLIC COMMENT

None.

13.0 CLOSED SESSION

None.

14.0 OPEN SESSION – REPORT/ACTION ON OR ABOUT CLOSED SESSION

None.

ADJOURNMENT

The meeting was adjourned at 6:41 PM.

Cathy Wanford
Board Secretary

Sept 1, 2023
Date

SECTION: 5.0

ITEM: 5.2 **REVIEW AND APPROVAL OF CASH REQUIREMENTS FOR AUGUST, 2023**

DESCRIPTION: **ACCOUNTS PAYABLE**

INFORMATION: **SEE ATTACHED INFORMATION**

STAFF RECOMMENDATION: **THIS ITEM WAS REVIEWED BY THE STANDING FINANCE COMMITTEE AND FORWARDED TO THE CONSENT CALENDAR FOR REVIEW AND APPROVAL**

FISCAL IMPACT: **$389,144.78**

Auburn Rec & Park
VENDOR CHECK REGISTER REPORT
Payables Management

Ranges:	From:	To:		From:	To:
Check Number	First	Last	Check Date	8/1/2023	8/31/2023
Vendor ID	First	Last	Checkbook ID	COMM 1ST	COMM 1ST
Vendor Name	First	Last			

Sorted By: Check Number

* Voided Checks

Check Number	Vendor ID	Vendor Check Name	Check Date	Checkbook ID	Audit Trail Code	Amount
25057	1099-295	Juli Land-Marx	8/4/2023	COMM 1ST	PMCHK00002953	$1,406.00
25058	1099-386	Martin Harris	8/4/2023	COMM 1ST	PMCHK00002953	$905.50
25059	A0051	Anderson's Sierra Pipe Co.	8/4/2023	COMM 1ST	PMCHK00002953	$155.89
25060	A0115	Auburn Hardware & Rental LLC	8/4/2023	COMM 1ST	PMCHK00002953	$170.60
25061	A0172	ABT Plumbing, Electric, Heat &	8/4/2023	COMM 1ST	PMCHK00002953	$3,333.00
25062	A1010	Advantage Martketing and Print	8/4/2023	COMM 1ST	PMCHK00002953	$274.57
25063	B0069	Bidwell Water	8/4/2023	COMM 1ST	PMCHK00002953	$466.95
25064	C0002	CARPD	8/4/2023	COMM 1ST	PMCHK00002953	$3,500.00
25065	C0004	CAPRI	8/4/2023	COMM 1ST	PMCHK00002953	$102,050.00
25066	C0113	Cooks Portable Toilets & Septi	8/4/2023	COMM 1ST	PMCHK00002953	$256.90
25067	C0133	California Smog	8/4/2023	COMM 1ST	PMCHK00002953	$40.00
25068	D0095	Dowden, Pat	8/4/2023	COMM 1ST	PMCHK00002953	$490.00
25069	E0008	Ewing Irrigation Products, Inc	8/4/2023	COMM 1ST	PMCHK00002953	$1,069.46
25070	G0074	G & H Glass Company	8/4/2023	COMM 1ST	PMCHK00002953	$3,956.00
25071	L0039	Leaf	8/4/2023	COMM 1ST	PMCHK00002953	$159.80
25072	N0003	Norris Electric, Inc.	8/4/2023	COMM 1ST	PMCHK00002953	$8,578.67
25073	P0023	PG&E	8/4/2023	COMM 1ST	PMCHK00002953	$98.67
25074	S0145	SCP Distributors	8/4/2023	COMM 1ST	PMCHK00002953	$1,591.17
25075	S0163	Steffen's HVAC Services	8/4/2023	COMM 1ST	PMCHK00002953	$3,002.00
25076	S0165	Debra Sierra	8/4/2023	COMM 1ST	PMCHK00002953	$25.55
25077	S1007	Stationary Engineers, Local 39	8/4/2023	COMM 1ST	PMCHK00002953	$474.93
25078	V0006	VFCAL	8/4/2023	COMM 1ST	PMCHK00002953	$1,356.00
25079	W0001	Walker's Office Supplies, Inc.	8/4/2023	COMM 1ST	PMCHK00002953	$1,299.45
25080	W0010	Waxie Sanitary Supply	8/4/2023	COMM 1ST	PMCHK00002953	$348.46
25081	W0054	Wizix Technology Group	8/4/2023	COMM 1ST	PMCHK00002953	$42.78
25082	1099-16	Greater Sacramento Investments	8/11/2023	COMM 1ST	PMCHK00002954	$1,413.75
25083	1099-218	Auburn Gymnastics Center	8/11/2023	COMM 1ST	PMCHK00002954	$304.20
25084	1099-256	Healing Pastures, Inc.	8/11/2023	COMM 1ST	PMCHK00002954	$720.00
25085	1099-269	Deborah Lynn	8/11/2023	COMM 1ST	PMCHK00002954	$195.00
25086	1099-271	Kelpro Security	8/11/2023	COMM 1ST	PMCHK00002954	$4,363.00
25087	1099-291	Isaac Humber	8/11/2023	COMM 1ST	PMCHK00002954	$312.00
25088	1099-313	Alison Lloyd	8/11/2023	COMM 1ST	PMCHK00002954	$1,497.60
25089	1099-342	Susie Bell	8/11/2023	COMM 1ST	PMCHK00002954	$1,023.75
25090	1099-363	Cheyenne Little	8/11/2023	COMM 1ST	PMCHK00002954	$2,910.60
25091	1099-374	Sarah Violett	8/11/2023	COMM 1ST	PMCHK00002954	$247.00
25092	1099-375	Jennifer Rogers	8/11/2023	COMM 1ST	PMCHK00002954	$371.80
25093	1099-376	Joanna Britt	8/11/2023	COMM 1ST	PMCHK00002954	$428.40
25094	A0001	Recology Auburn Placer	8/11/2023	COMM 1ST	PMCHK00002954	$1,928.34
25095	A0027	Recology Auburn Placer	8/11/2023	COMM 1ST	PMCHK00002954	$1,364.43
25096	A0115	Auburn Hardware & Rental LLC	8/11/2023	COMM 1ST	PMCHK00002954	$169.66
25097	A0139	Auburn Ford	8/11/2023	COMM 1ST	PMCHK00002954	$74,875.44
25098	B0054	BCI Burke Company LLC	8/11/2023	COMM 1ST	PMCHK00002954	$276.69
25099	C0133	California Smog	8/11/2023	COMM 1ST	PMCHK00002954	$40.00
25100	D0010	Diamond Pacific	8/11/2023	COMM 1ST	PMCHK00002954	$124.17
25101	D0025	Dawson Oil Company	8/11/2023	COMM 1ST	PMCHK00002954	$5,447.31
25102	K0090	Kavanagh, James dba Vision Soc	8/11/2023	COMM 1ST	PMCHK00002954	$2,518.10
25103	M0013	Meadow Vista Hardware	8/11/2023	COMM 1ST	PMCHK00002954	$115.81
25104	M0019	Kahl Muscott	8/11/2023	COMM 1ST	PMCHK00002954	$357.64
25105	M0098	Meadow Vista County Water Dist	8/11/2023	COMM 1ST	PMCHK00002954	$2,304.23
25106	N0003	Norris Electric, Inc.	8/11/2023	COMM 1ST	PMCHK00002954	$327.60
25107	N0045	Near U CO2	8/11/2023	COMM 1ST	PMCHK00002954	$587.52
25108	P0001	Placer Farm Supply	8/11/2023	COMM 1ST	PMCHK00002954	$139.70
25109	P0005	Placer County Water Agency	8/11/2023	COMM 1ST	PMCHK00002954	$1,221.83
25110	P0007	Pacific Gas & Electric Company	8/11/2023	COMM 1ST	PMCHK00002954	$944.58
25111	R0056	Tricia Ruff	8/11/2023	COMM 1ST	PMCHK00002954	$36.47
25112	R0065	River City Rentals	8/11/2023	COMM 1ST	PMCHK00002954	$232.33

* Voided Checks

Check Number	Vendor ID	Vendor Check Name	Check Date	Checkbook ID	Audit Trail Code	Amount
25113	R0073	NAPA Auto Parts	8/11/2023	COMM 1ST	PMCHK00002954	$5.35
25114	S0009	Sierra Saw Sales And Service	8/11/2023	COMM 1ST	PMCHK00002954	$60.68
25115	S0067	Superfast Copy	8/11/2023	COMM 1ST	PMCHK00002954	$59.71
25116	S0145	SCP Distributors	8/11/2023	COMM 1ST	PMCHK00002954	$1,635.90
25117	TEMPG	Dorise Gray	8/11/2023	COMM 1ST	PMCHK00002954	$149.00
25118	TEMPR	Renee Ribero	8/11/2023	COMM 1ST	PMCHK00002954	$145.00
25119	TEMPT	Lori Tricoli	8/11/2023	COMM 1ST	PMCHK00002954	$190.00
25120	TEMPV	Van-Y, Kristin	8/11/2023	COMM 1ST	PMCHK00002954	$380.00
25121	V0022	Vintage Contractors, Inc.	8/11/2023	COMM 1ST	PMCHK00002954	$57,636.00
25122	W0001	Walker's Office Supplies, Inc.	8/11/2023	COMM 1ST	PMCHK00002954	$2,058.97
25123	W0003	Warehouse Paint Incorporated	8/11/2023	COMM 1ST	PMCHK00002954	$34.42
25124	W0010	Waxie Sanitary Supply	8/11/2023	COMM 1ST	PMCHK00002954	$133.72
25125	W0042	Live Oak Waldorf School	8/11/2023	COMM 1ST	PMCHK00002954	$5,586.00
25126	W0044	Wave	8/11/2023	COMM 1ST	PMCHK00002954	$1,201.89
25127	W0045	Williams, Jesse	8/11/2023	COMM 1ST	PMCHK00002954	$32.10
25128	W0054	Wizix Technology Group	8/11/2023	COMM 1ST	PMCHK00002954	$97.65
25129	U0019	US Bank	8/11/2023	COMM 1ST	PMCHK00002955	$12,018.21
25130	A0115	Auburn Hardware & Rental LLC	8/18/2023	COMM 1ST	PMCHK00002956	$92.91
25132	A1010	Advantage Martketing and Print	8/18/2023	COMM 1ST	PMCHK00002956	$499.36
25133	A1056	Access Merchandise Company	8/18/2023	COMM 1ST	PMCHK00002956	$2,401.57
25134	C0133	California Smog	8/18/2023	COMM 1ST	PMCHK00002956	$40.00
25135	D0010	Diamond Pacific	8/18/2023	COMM 1ST	PMCHK00002956	$169.16
25136	F0041	Friends of ARD	8/18/2023	COMM 1ST	PMCHK00002956	$5,190.00
25137	H0056	Humana Dental Ins. Co	8/18/2023	COMM 1ST	PMCHK00002956	$2,632.82
25138	L0100	Lifeguard First Aid & Safety,	8/18/2023	COMM 1ST	PMCHK00002956	$696.86
25139	S0009	Sierra Saw Sales And Service	8/18/2023	COMM 1ST	PMCHK00002956	$320.39
25140	S0063	Simpson & Simpson, Inc.	8/18/2023	COMM 1ST	PMCHK00002956	$21,775.00
25141	S0094	Manouch Shirvanioun	8/18/2023	COMM 1ST	PMCHK00002956	$141.48
25142	S0154	Mike Scheele	8/18/2023	COMM 1ST	PMCHK00002956	$207.64
25143	S1000	State Of California/DOJ	8/18/2023	COMM 1ST	PMCHK00002956	$72.00
25144	S1007	Stationary Engineers, Local 39	8/18/2023	COMM 1ST	PMCHK00002956	$412.73
25145	T0031	Turf Star, Inc.	8/18/2023	COMM 1ST	PMCHK00002956	$746.56
25146	W0001	Walker's Office Supplies, Inc.	8/18/2023	COMM 1ST	PMCHK00002956	$528.41
25147	W0045	Williams, Jesse	8/18/2023	COMM 1ST	PMCHK00002956	$32.10
25148	W1006	Audrey Warren	8/18/2023	COMM 1ST	PMCHK00002956	$57.84
25149	A0170	AT&T Acct 088-034-5818-655	8/18/2023	COMM 1ST	PMCHK00002957	$90.95
25150	A0013	AT&T	8/18/2023	COMM 1ST	PMCHK00002958	$64.92
25151	1099-103	Terry Masten	8/25/2023	COMM 1ST	PMCHK00002959	$299.00
25152	1099-256	Healing Pastures, Inc.	8/25/2023	COMM 1ST	PMCHK00002959	$1,350.00
25153	1099-295	Juli Land-Marx	8/25/2023	COMM 1ST	PMCHK00002959	$1,538.00
25154	1099-313	Alison Lloyd	8/25/2023	COMM 1ST	PMCHK00002959	$1,427.40
25155	1099-343	Faith Petersen	8/25/2023	COMM 1ST	PMCHK00002959	$591.50
25156	1099-363	Cheyenne Little	8/25/2023	COMM 1ST	PMCHK00002959	$3,187.80
25157	1099-374	Sarah Violett	8/25/2023	COMM 1ST	PMCHK00002959	$338.75
25158	1099-380	Emily Mockel	8/25/2023	COMM 1ST	PMCHK00002959	$633.75
25159	A0018	Auburn Chamber of Commerce	8/25/2023	COMM 1ST	PMCHK00002959	$500.00
25160	C0111	Cal.net	8/25/2023	COMM 1ST	PMCHK00002959	$66.94
25161	C0113	Cooks Portable Toilets & Septi	8/25/2023	COMM 1ST	PMCHK00002959	$1,020.00
25162	F0058	Foothill Karate-Do	8/25/2023	COMM 1ST	PMCHK00002959	$22.75
25163	M0013	Meadow Vista Hardware	8/25/2023	COMM 1ST	PMCHK00002959	$17.35
25164	N0012	Nevada Irrigation District	8/25/2023	COMM 1ST	PMCHK00002959	$772.82
25165	N0048	Normac, Inc.	8/25/2023	COMM 1ST	PMCHK00002959	$467.06
25166	P0005	Placer County Water Agency	8/25/2023	COMM 1ST	PMCHK00002959	$4,361.96
25167	P0007	Pacific Gas & Electric Company	8/25/2023	COMM 1ST	PMCHK00002959	$7,787.13
25168	Q0003	Quality Automotive	8/25/2023	COMM 1ST	PMCHK00002959	$65.65
25169	S0067	Superfast Copy	8/25/2023	COMM 1ST	PMCHK00002959	$48.36
25170	T1000	Transamerica Life Insurance	8/25/2023	COMM 1ST	PMCHK00002959	$460.00
25171	TEMPH	Robin Hunsinger	8/25/2023	COMM 1ST	PMCHK00002959	$130.00
25172	TEMPS	Nikki Slade	8/25/2023	COMM 1ST	PMCHK00002959	$76.00
25173	V0007	Verizon Wireless	8/25/2023	COMM 1ST	PMCHK00002959	$965.60
25174	V0014	VFCAL	8/25/2023	COMM 1ST	PMCHK00002959	$1,086.00
25175	W0001	Walker's Office Supplies, Inc.	8/25/2023	COMM 1ST	PMCHK00002959	$130.36
25176	W0042	Live Oak Waldorf School	8/25/2023	COMM 1ST	PMCHK00002959	$2,352.00

* Voided Checks

Check Number	Vendor ID	Vendor Check Name	Check Date	Checkbook ID	Audit Trail Code	Amount

Total Checks: 119

Total Amount of Checks: $389,144.78

SECTION: **5.0**

ITEM: **5.3** **REVIEW AND APPROVAL OF FINANCIALS FOR AUGUST, 2023**

DESCRIPTION: **ACCOUNTS PAYABLE**

INFORMATION: **SEE ATTACHED INFORMATION**

STAFF RECOMMENDATION: **THIS ITEM WAS REVIEWED BY THE STANDING FINANCE COMMITTEE AND FORWARDED TO THE CONSENT CALENDAR FOR REVIEW AND APPROVAL**

Extra Revenue (above budget is in Green)
Short Revenue (under budget is in Red)
Less Expenses (below budget is in Green)
Overspent Expenses (above budget is in Red)

August's Financials

Revenues –

- **Program Revenue** is up by **$77,000**. This is coming from Youth Services (**$66,900**). We did not anticipate revenue for Auburn Elementary of **$45,800**. Youth Services other programs are up by **$21,100**.
- **Rents & Concessions** is down by **$12,700** from budget. This may be due to our budget prediction changes from last year (timing), and partially from an error in fees that were not adjusted at the beginning of the fiscal year. Fees have now been updated correctly, but anything that was charged prior to July 31st was at last year's rates.
- **Miscellaneous Revenue** is up by **$45,000**. The sale of the Auburn Elementary Modular was **$44,250,** which was not budgeted for in March.
- **Grants & Donations** is up due to a final licensed daycare grant that we received in June in the amount of **$44,702** and a **$6,000** grant reimbursement for the Marriot Meadows Project through the Per Capita Grant. **$6,000** for Bench donations and **$7,400** in Youth Services donations increased our budgeted donations. All together that puts us above budget by **$62,300** in this category.
- **Interest/Investment Interest** is up by **$117,000** from budget. This is primarily due to an end-of-year 'Fair Market Value" audit entry that was reversed for this fiscal year throwing this off by **$71,700**. It is not actual income and more than likely it will be reversed again in March. The District's actual amount over budget is **$45,300**.
- **City Mitigation Revenue** was received by the City of Auburn in the amount of **$98,000**, showing we are above expected budget by **$48,000**. At the time of the budget, staff was not sure what the City was going to relinquish of Mitigation Funds to us. We have not received anything in 8 years. Keep in mind, these funds are to only be used for improvements in the City of Auburn or close by in its spere of influence. These funds will be held in the District's City Trust account at the Treasury. $65,000 is slated to be used for the new Auburn Park Preserve Pickleball Courts.
- **Tax Revenues** came in above budget by **$68,000**. The board approved using $41,812 to bring the April 2024 COLA forward for determined underpaid staff.
- **Transfers of Funds** This line item is showing **$166,300** above budget. **$24,000** of these funds were budgeted in the Payroll Benefit category to send to the UAL to bring down the debt. However, in June our records showed that we were currently "super funded." Per policy (when super funded), it is to be forwarded to the CEPPT to save for future retirement debt budgeting. **$140,000** was a residual transfer from 2022-23 year end.

Expenses –

- **Utilities Expenses** are showing they are over by **$17,700**. While expenses are over what was expected, the largest differentiation is from the District's reimbursement from the High Schools' usage of Marsha Skinner Sierra Pool. The reduction of usage and the increased usage by the District allowed for a loss of reimbursed utilities by **$10,400**.
- **Bldg & Grounds Maintenance** is over by **$16,700**. The Aquatics Department was hit considerably by maintenance (over and above a normal season). The High Schools also didn't use the pool as much as

last year (due to the green issue). The anticipated reimbursement was much lower than the prior year. Just these two factors cost the District approximately **$21,200** in over budget impacts.

- **Payroll Expenses** are over budget by **$44,200**. A portion of this is from the increased wages in Facilities and Grounds and Youth Services which will be rectified at budget revision. Facilities and Grounds have had some overtime that has brought them over budget. The Fac & Grds Dept is over by **$14,800**. Youth Services had extra wages for the Auburn El, to support the increased revenue. Youth Serv Dept is over by **$19,400**. These two departments had the 2024 COLA moved forward which has an impact as well. Aquatics also had an increase of staff this year, with extended pool activities. Aquatics is over by **$12,200**.
- **Fixed Assets Expense** is over by **$35,300**. **$39,100** was spent to restore a truck that the District is keeping in the fleet. $26,000 was budgeted for last year for a new engine, but staff wasn't able to get that completed until this fiscal year. The Truck was converted to a flat bed, from the dump truck that was nearing out of compliance for regulation weight. With some transmission leak repairs, the vehicle is in prime condition for a long future with the District.

PROFIT & LOSS

23/24 Approved Budget

	Approved Budget 23-24	% Of Total	Mid-Yr Revision 23-24	% Of Total	2023 August ACTUALS		Last Yr August Actuals		2023-24 YTD ACTUALS	2023-24 YTD BUDGET	Last yr YTD ACTUALS
Operating Revenues											
Program Revenue	1,239,872	17%			106,901	54%	115,121	95%	774,304	697,303	745,514
Facility Revenue	188,147	3%			18,255	9%	11,930	10%	117,426	130,145	129,689
Misc. Revenue	47,521	1%			44,664	23%	24,511	20%	64,454	18,946	40,932
Grants & Donations	52,055	1%			7,939	4%	(755)	-1%	66,358	4,087	14,682
Interest/Investment Income	43,447	1%			17,474	9%	(31,729)	-26%	125,249	8,241	45,598
Equipment Reserve Transfers	465,959	7%			-	0%	-	0%	-	-	-
Future Cap & ADA Transfers	849,785	12%			-	0%	-	0%	-	-	-
Tax Revenue	4,102,145	58%			1,645	1%	1,537	1%	1,861,263	1,793,370	1,724,263
Atwood	28,348	0%			-	0%	-	0%	12,746	12,611	12,228
City Mitigation Transfers/Rev	50,000	1%			-	0%	-	0%	98,000	50,000	-
County Mitigation Revenue	22,000	0%			-	0%	-	0%	-	-	-
Total Operating Revenue	7,089,279	100%	-		196,878	100.0	120,615	100.0	3,119,800	2,714,703	2,712,906
Expenditures											
Program Expense	255,685	4%			35,332	6%	31,948	5%	123,957	129,231	129,192
Operating & Supplies	569,202	8%			46,369	8%	45,625	7%	217,069	227,181	195,834
Utilities Expense	219,359	3%			13,699	2%	15,013	2%	52,348	34,528	53,361
Professional Services	108,495	2%			2,146	0%	15,218	2%	40,990	41,564	32,800
Building & Grounds Maintenance	479,172	7%			42,609	7%	74,373	12%	183,432	166,751	182,982
Property Tax Admin.	74,195	1%			-	0%	-	0%	4,279	4,340	-
Wages	2,508,616	37%			242,970	40%	207,592	34%	1,060,252	1,016,032	912,101
Benefits & Payroll Costs	1,032,813	15%			77,620	13%	66,426	11%	427,545	431,434	434,956
Fixed Asset Expense	469,005	7%			75,920	12%	61,865	10%	267,872	232,603	79,500
Capital Improvement Projects	964,716	14%			77,188	13%	99,425	16%	128,849	126,135	321,427
Debt Services	165,282	2%			-	0%	-	0%	71,404	70,774	70,035
Total Expenditures	6,846,540	100%	-	0%	613,853	100%	617,485	100%	2,577,997	2,480,573	2,412,188
Net Revenue Over Expenditures	**$ 242,739**	3.42	**$ -**		**$ (416,975)**		**(496,870)**		**$541,803**	**$234,130**	**$300,718**

		Current Totals		Last yrs Totals
Annual Contingency Reserve (1-2%)	$ -	$ 70,000	$ -	$ 70,000
Annual Equip Replacement Reserve	$ 90,000	$ 833,308	$ 90,000	$ 833,959
Future Capital Construction Reserve	$ 90,000	$ 977,375	$ 90,000	$ 789,370
COVID Relief Funding	$ -	$ 267,874	$ -	$ 314,974
ADA Reserve	$ 5,000	$ 35,032	$ 5,000	$ 30,032
CEPPT/Prefunding	$ 36,000	CEPPT $ 498,228	$ 36,000	$ 466,120
TOTALS	**$ 21,739**	**$ 2,681,817**	**$ 13,130**	**$ 2,504,455**
			Budgeted and Transferred	

Auburn Area Recreation and Park District
Balance Sheet
8/31/2023

	Current YTD
ASSETS	
Current Assets	
Imprest Fund (Petty Cash)	480.00
First Foundation - Friends 501(c)(3)	12,683.24
First Foundation Bank	550,398.53
Placer County Treasure-General	2,744,112.30
Placer County Treasurer - City Trust	254,253.56
Accounts Receivable	29,308.04
Due From Other Governments	33,023.05
PCOE Receivables	34,470.35
Lease Recievables - Current	39,045.00
Prepaid Expenses	276.00
Prepaid Liability Expense	68,034.00
Prepaid Workers Comp Insurance	56,775.40
Total Current Assets	**3,822,859.47**
Non-Current Assets	
CEPPT (CalPERS) Trust	502,139.16
Lease Receivables	107,409.00
Total Non-Current Assets	**609,548.16**
Restricted Reserve Funds	
Total Restricted Funds	**0.00**
Fixed Assets	
Fixed Assets: Land	1,970,546.12
Fixed Assets: Structures	14,241,747.03
Fixed Assets: Equipment	3,801,561.05
Fixed Assets: Computer Equipment & Software	81,040.86
Fixed Assets: Vehicles	310,570.10
Fixed Assets: Office Furniture & Rec Equipment	289,343.86
Construction In Progress	340,784.20
Less: Accumulated Depreciation	(11,545,099.74)
Total Fixed Assets	**9,490,493.48**
Deferred Outflows of Resources	
Pensions - Def Outflows of Resources	941,910.00
	941,910.00
TOTAL ASSETS	**14,864,811.11**

	Current YTD
LIABILITIES AND NET PROFIT	
Current Liabilities	
Deferred Civic Rec Revenue	72,373.47
Prepaid Revenue	34.00
Unearned Civic Rec A/R Offset	9,264.31
User Credits Payable	12,877.35
Refundable Liability (Refunds)	788.00
PGE Tru-up payable	8,521.25
Gift Certificates Unearned	140.00
Compensated Absenses	182,051.26
Sales Tax Payable	255.70
Worker's Comp Payable	1,480.86
Social Security-FICA Payable	29.34
State Disability Ins.-SDI Pay	1.71
Lease Payable - Current	122,000.00
Total Current Liabilities	**$409,817.25**
Long Term Liabilities	
Lease Payable - Sterling Bank	1,841,000.00
Net OPEB Liability	257,900.00
Net Pension Liability	1,182,967.00
Total Long Term Liabilities	**3,281,867.00**
TOTAL LIABILITIES	**3,691,684.25**
Deferred Inflows of Resources	
Pensions - Def Inflows of Resources	216,283.00
OPEB - Def Inflows	177,485.00
Deferred Inflows - Leases	142,748.00
	536,516.00
Net Position	
Investments in Fixed Assets	7,178,166.52
RFB: Reserved City Mitigation	207,207.15
GFB: Youth Assistance Fund	59,580.66
General Fund Balance	433,404.18
RFB: COVID Relief Funding	267,874.00
DFB: Annual Equip Replacement Reserv.	833,307.72
DFB: Annual Contingency Reserve	70,000.00
DFB: Reserved for Future Capital Construction	977,374.52
RFB: Arboretum Grant Fund	15,613.73
RFB: Atwood Reserves	(4,061.87)
RFB: Atwood Equip Fund	14,003.66
RFB- 501(c)(3) Fund	7,305.65
GFB: General Fund (ADA Reserve)	35,031.75
Net Profit (Loss)	541,803.19
Total Net Postion	**$10,636,610.86**
TOTAL LIABILITY AND NET POSITION	**$14,864,811.11**

Auburn Rec & Park

Profit & Loss - Summary
4/1/2023 To 8/31/2023

For All Segment1s

For All Segment4s

	Current Month	Actual YTD	Budget YTD	Variance	Percent Of Budget
OPERATING REVENUE					
Park & Recreation Services	106,901.05	774,304.19	697,303.00	77,001.19	111.04
Rents & Concessions	18,255.11	117,426.01	130,145.00	(12,718.99)	90.23
Miscellaneous Revenue	44,664.00	64,453.56	18,946.00	45,507.56	340.20
Grants & Donations	7,938.57	66,358.21	4,087.00	62,271.21	1623.64
Interest Income	17,474.45	125,249.11	8,241.00	117,008.11	1519.83
Project Revenue - Government	0.00	98,000.00	50,000.00	48,000.00	196.00
Taxes Revenue	1,645.49	1,874,009.22	1,805,981.00	68,028.22	103.77
TOTAL OPERATING REVENUE	$196,878.67	$3,119,800.30	$2,714,703.00	$405,097.30	114.92%
OTHER FINANCING SOURCES					
Transfer Funds from other sources	142,338.00	387,338.00	221,000.00	166,338.00	175.27
TOTAL OTHER FINANCING SOURCES	$142,338.00	$387,338.00	$221,000.00	$166,338.00	175.27%
TOTAL REVENUES	339,216.67	3,507,138.30	2,935,703.00	571,435.30	119.47
EXPENDITURES					
Program Expenses	35,332.14	123,957.45	129,231.00	(5,273.55)	95.92
Operations & Supplies Expense	46,369.30	217,068.52	227,181.00	(10,112.48)	95.55
Utilities Expense	13,699.00	52,348.16	34,528.00	17,820.16	151.61
Legal Expenses	0.00	192.00	311.00	(119.00)	61.74
Professional Services	2,146.00	40,798.13	41,564.00	(765.87)	98.16
Bldg & Grounds Maintenance	42,608.95	183,432.49	166,751.00	16,681.49	110.00
Property Tax Administration/LAFCO	0.00	4,278.87	4,340.00	(61.13)	98.59
laries Expense	242,969.61	1,060,251.61	1,016,032.00	44,219.61	104.35
nefits & Payroll Costs	77,619.58	427,545.30	431,434.00	(3,888.70)	99.10
ixed Asset Expense	75,919.86	267,872.23	232,603.00	35,269.23	115.16

Auburn Rec & Park
Profit & Loss - Summary
4/1/2023 To 8/31/2023
For All Segment1s
For All Segment4s

	Current Month	Actual YTD	Budget YTD	Variance	Percent Of Budget
Capital Improvement Projects	77,188.09	128,848.55	126,135.00	2,713.55	102.15
Debt Service	0.00	71,403.80	70,774.00	629.80	100.89
Transfers Out	142,338.00	387,338.00	245,000.00	142,338.00	158.10
TOTAL EXPENDITURES	$756,190.53	$2,965,335.11	$2,725,884.00	$239,451.11	108.78%
NET REVENUE OVER EXPENDITURES	($416,973.86)	$541,803.19	$209,819.00	$331,984.19	258.22%

Auburn Rec & Park

Profit & Loss - Detail

4/1/2023 to 8/31/2023

For All Segment1s

For All Segment4s

	Current Month	Actual YTD	Budget YTD	Variance	Percent Of Budget
OPERATING REVENUE					
Park & Recreation Services					
Aub Elem DSC Rev	6,286.90	45,840.15	34,600.00	11,240.15	132.49
Skyridge DSC Rev	20,218.15	66,492.92	60,010.00	6,482.92	110.80
Day Camp (REC) Rev	20,266.50	133,910.50	111,889.00	22,021.50	119.68
Day Camp (REG) Rev	8,881.00	66,024.00	51,178.00	14,846.00	129.01
Preschool Revenue	3,052.50	13,789.50	17,413.00	(3,623.50)	79.19
Newcastle DSC Revenue	18,242.00	57,307.75	41,366.00	15,941.75	138.54
Adult Softball	0.00	22,586.25	26,454.00	(3,867.75)	85.38
Adult Basketball	4,200.00	9,600.00	11,613.00	(2,013.00)	82.67
Adult Volleyball	0.00	2,883.24	431.00	2,452.24	668.97
Pickle Ball Revenue	982.00	5,642.00	4,307.00	1,335.00	131.00
Adult Classes	3,813.00	22,948.40	25,618.00	(2,669.60)	89.58
Adult Class Rev - Bureau	544.00	3,926.70	3,931.00	(4.30)	99.89
Bocce Ball Prog Revenue	40.00	1,092.80	600.00	492.80	182.13
Youth Basketball	0.00	0.00	43.00	(43.00)	0.00
Youth Classes	5,429.00	47,232.74	36,155.00	11,077.74	130.64
Youth Class Rev - Bureau	175.00	1,245.00	2,893.00	(1,648.00)	43.04
Youth Volleyball	0.00	8,686.00	6,581.00	2,105.00	131.99
Aquatic Activities - Sierra Pool	1,743.00	17,204.70	16,991.00	213.70	101.26
Aquatic Activities - PH Pool	0.00	0.00	1,594.00	(1,594.00)	0.00
Master Swim Revenue	780.00	4,240.39	4,663.00	(422.61)	90.94
Public Swim - MS Sierra Pool	3,066.00	33,000.00	34,491.00	(1,491.00)	95.68
Public Swim - Placer Hills Pool	132.00	2,355.00	2,722.00	(367.00)	86.52
Swim Lessons	0.00	38,937.00	41,803.00	(2,866.00)	93.14
Swim Lessons - PH	0.00	8,364.00	8,975.00	(611.00)	93.19
Swim Team Revenue	0.00	26,165.00	23,940.00	2,225.00	109.29
Synchro Team	0.00	14,435.00	17,999.00	(3,564.00)	80.20
Youth Camps Revenue	0.00	41,784.50	48,580.00	(6,795.50)	86.01

Auburn Rec & Park

Profit & Loss - Detail
4/1/2023 to 8/31/2023
For All Segment1s
For All Segment4s

	Current Month	Actual YTD	Budget YTD	Variance	Percent Of Budget
Youth Camp Rev - Bureau	(149.00)	35,982.00	33,403.00	2,579.00	107.72
Tennis Revenue	0.00	0.00	250.00	(250.00)	0.00
Special Events Revenue	(550.00)	12,950.00	1,500.00	11,450.00	863.33
75th Anniversary Revenue	5,235.00	5,235.00	0.00	5,235.00	0.00
75th Anniversary Revenue	(5,235.00)	0.00	8,342.00	(8,342.00)	0.00
Food Truck Fiesta Revenue	3,028.00	4,888.00	0.00	4,888.00	0.00
Obstacle Race Revenue	5,000.00	7,500.00	6,500.00	1,000.00	115.39
Dead Festival Rev	(2,925.00)	405.00	0.00	405.00	0.00
Auburn Harvest Festival Rev	3,355.00	6,360.00	6,110.00	250.00	104.09
Egg Hunt Revenue	1,000.00	1,361.22	1,430.00	(68.78)	95.19
Out of District Fees	233.00	3,292.89	2,656.00	636.89	123.98
Out of District Fees - Bureau	58.00	636.54	272.00	364.54	234.02
Total Parks and Recreation Services	106,901.05	774,304.19	697,303.00	77,001.19	111.04
Rents & Concessions					
Fee Waivers, Public	(212.10)	(637.80)	(5,546.00)	4,908.20	11.50
Fee Waivers, Public, Reclamation	0.00	(386.40)	188.00	(574.40)	(205.53)
Fee Waiver - Offset	0.00	0.00	91.00	(91.00)	0.00
Blue Bird Room-CVCC	173.25	866.25	910.00	(43.75)	95.19
Stella Irving Rental Revenue - Rec	0.00	0.00	63.00	(63.00)	0.00
Lakeside Rental Revenue - Reg	937.50	3,643.75	7,462.00	(3,818.25)	48.83
Sierra Room Rental - CVCC	0.00	3,506.90	1,411.00	2,095.90	248.54
Sunset Room Rental - CVCC	28.50	531.00	1,229.00	(698.00)	43.21
Canyon View Room Rental - CVCC	0.00	664.00	2,724.00	(2,060.00)	24.38
Foothills Room Rental - CVCC	538.00	3,930.36	4,490.00	(559.64)	87.54
Pool Rental Rev - Sierra/Splash	0.00	5,881.73	8,585.00	(2,703.27)	68.51
Pool Rental Rev - Placer Hills	0.00	2,266.00	1,197.00	1,069.00	189.31
American River Room - CVCC	510.00	2,715.00	3,156.00	(441.00)	86.03
Conference Rental Revenue - Rec	0.00	0.00	111.00	(111.00)	0.00

Auburn Rec & Park

Profit & Loss - Detail
4/1/2023 to 8/31/2023
For All Segment1s
For All Segment4s

	Current Month	Actual YTD	Budget YTD	Variance	Percent Of Budget
Overlook Modular Rent	575.50	2,877.50	3,024.00	(146.50)	95.16
Gazebo Rentals	0.00	205.00	305.00	(100.00)	67.21
Rock Creek Modular Rent	0.00	1,054.35	1,674.00	(619.65)	62.98
Gym Rental Revenue - Rec	0.00	3,891.00	11.00	3,880.00	35372.73
Gym Rental Revenue - Reg	1,500.00	6,396.00	3,226.00	3,170.00	198.26
Tutor Totter Lease Agreement	623.05	3,049.17	3,016.00	33.17	101.10
Kitchen Rental Revenue - Rec	0.00	0.00	77.00	(77.00)	0.00
Kitchen Rental Revenue - CVCC	0.00	665.00	106.00	559.00	627.36
Picnic Area Rental Revenue - Rec	563.00	5,761.00	8,539.00	(2,778.00)	67.47
Picnic Area Rental Revenue - Reg	170.50	1,506.50	3,093.00	(1,586.50)	48.71
Picnic Area Rental Revenue - Ash	173.00	769.00	1,092.00	(323.00)	70.42
Picnic Area Rental Revenue - MV	647.50	2,792.50	3,411.00	(618.50)	81.87
Field "Recreation" Rental Revenue	145.50	3,572.00	3,423.00	149.00	104.35
Field "Bill Beane" Rental - Reg A	0.00	1,761.50	1,372.00	389.50	128.39
Field "Softball" Rental - MV	216.00	1,058.00	780.00	278.00	135.64
Field Rental - CV	0.00	1,177.00	1,180.00	(3.00)	99.75
Bike Park Rentals	0.00	0.00	42.00	(42.00)	0.00
Field Soccer/Baseball-Winchester	693.00	1,843.00	2,156.00	(313.00)	85.48
Field "Beggs" Rental - Rec	62.50	4,550.50	4,439.00	111.50	102.51
Field B (softball) Rev - Reg	0.00	2,011.50	2,501.00	(489.50)	80.43
Field "James" Rental - Rec	1,312.50	9,757.00	15,789.00	(6,032.00)	61.80
Field C (Baseball) Rental - Reg	1,062.50	3,923.00	3,192.00	731.00	122.90
Bocce Ball Field Rental	0.00	0.00	126.00	(126.00)	0.00
Field "Soccer Regional" Rental	770.61	2,241.53	1,727.00	514.53	129.79
Field "Soccer A" Rental - MV	60.00	60.00	122.00	(62.00)	49.18
Field "Soccer A" Rental - Railhead	1,956.50	11,832.30	4,408.00	7,424.30	268.43
Field - PH Soccer Field	541.50	541.50	1,058.00	(516.50)	51.18
Field "Soccer B" Rental - Railhead	0.00	1,131.84	7,255.00	(6,123.16)	15.60
Field "Peewee Soccer" Rental - MV	850.00	850.00	0.00	850.00	0.00
Field Lining Revenue - Rec	0.00	53.00	56.00	(3.00)	94.64

Auburn Rec & Park

Profit & Loss - Detail
4/1/2023 to 8/31/2023
For All Segment1s
For All Segment4s

	Current Month	Actual YTD	Budget YTD	Variance	Percent Of Budget
Field Lining Revenue - Reg	0.00	106.00	0.00	106.00	0.00
Misc Rents & Concessions	2,792.80	4,139.53	1,428.00	2,711.53	289.88
Misc Rents & Concessions - Bureau	0.00	1,766.00	7,106.00	(5,340.00)	24.85
Custodial Fees	1,380.00	9,775.00	15,649.00	(5,874.00)	62.46
Custodial Fees - Bureau	184.00	2,954.00	1,831.00	1,123.00	161.33
Set up/Take Down Fees	0.00	150.00	499.00	(349.00)	30.06
Set up/Take Down Fees - Bureau	0.00	224.00	361.00	(137.00)	62.05
Total Rents and Concessions	18,255.11	117,426.01	130,145.00	(12,718.99)	90.23
Miscellaneous Revenue					
Sales of an Asset - Y Serv	44,250.00	44,250.00	0.00	44,250.00	0.00
Sales of an Asset - F & G	0.00	500.00	0.00	500.00	0.00
Sales of an Asset - Admin	0.00	5,000.00	0.00	5,000.00	0.00
Advertising Revenue	0.00	150.00	0.00	150.00	0.00
MV Comm Ctr Rentals	0.00	90.00	60.00	30.00	150.00
Alcohol Permit Fee	414.00	2,553.00	3,377.00	(824.00)	75.60
Alcohol Permit - Bureau	0.00	368.00	275.00	93.00	133.82
Miscellaneous Income - Admin.	0.00	395.00	0.00	395.00	0.00
Verizon Wireless Lease	0.00	11,147.56	13,932.00	(2,784.44)	80.01
Miscellaneous Income - F & G	0.00	0.00	1,302.00	(1,302.00)	0.00
Total Miscellaneous Revenue	44,664.00	64,453.56	18,946.00	45,507.56	340.20
Grants & Donations					
Youth Assistance Rev	7,397.50	7,397.50	699.00	6,698.50	1058.30
Donation Rev - F & G	541.07	6,914.71	3,388.00	3,526.71	204.09
Grant Proceeds - Y. Services	0.00	44,702.00	0.00	44,702.00	0.00
Grant Proceeds - F & G	0.00	7,344.00	0.00	7,344.00	0.00

Profit & Loss - Detail
4/1/2023 to 8/31/2023
For All Segment1s
For All Segment4s

	Current Month	Actual YTD	Budget YTD	Variance	Percent Of Budget
Total Grants and Donations	7,938.57	66,358.21	4,087.00	62,271.21	1623.64
Interest Income					
Interest Income - Other	112.16	614.80	288.00	326.80	213.47
Interest Revenue - County	16,124.53	114,231.93	7,507.00	106,724.93	1521.67
Interest - City Trust	1,237.76	6,233.68	446.00	5,787.68	1397.69
Interest - Pension Trust	0.00	4,168.70	0.00	4,168.70	0.00
Total Interest Income	17,474.45	125,249.11	8,241.00	117,008.11	1519.83
Project Revenue - Government					
City Mitigation Revenue	0.00	98,000.00	50,000.00	48,000.00	196.00
Total Project Revenue - Government	0.00	98,000.00	50,000.00	48,000.00	196.00
Tax Revenue					
Current Secured Property Taxes General	0.00	1,583,227.50	1,550,729.00	32,498.50	102.10
Homeowner's Prop. Tax Relief	0.00	10,447.28	11,348.00	(900.72)	92.06
Current Unsecured Prop Taxes General	320.24	886.50	1,239.00	(352.50)	71.55
Current Supplemental Property Taxes	1,318.06	111,103.51	88,278.00	22,825.51	125.86
Unitary & Op Non-unitary Tax	0.00	57,489.86	55,912.00	1,577.86	102.82
Delinq Unsecured Property Taxes	0.00	259.81	140.00	119.81	185.58
Timber Tax Guarantee	0.00	0.17	1.00	(0.83)	17.00
Atwood Tax Revenue	0.00	12,746.45	12,611.00	135.45	101.07
Delinquent Supplimental Tax Rev	0.00	(223.09)	(10.00)	(213.09)	2230.90
Delinquent Secured Property Taxes	7.19	(64.37)	(597.00)	532.63	10.78
Railroad Unitary Property Taxes	0.00	1,231.02	1,360.00	(128.98)	90.52

Profit & Loss - Detail
4/1/2023 to 8/31/2023
For All Segment1s
For All Segment4s

	Current Month	Actual YTD	Budget YTD	Variance	Percent Of Budget
RDA Pass-Throughs	0.00	96,904.58	84,970.00	11,934.58	114.05
Total Tax Revenue	1,645.49	1,874,009.22	1,805,981.00	68,028.22	103.77
TOTAL OPERATING REVENUE	$196,878.67	$3,119,800.30	$2,714,703.00	$405,097.30	114.92%
OTHER FINANCING SOURCES					
Transfers from Other Funding Sources					
Transfers In - Equipment Reserve	40,000.00	130,000.00	90,000.00	40,000.00	144.44
Transfers In - Future Capital Construction	100,000.00	190,000.00	90,000.00	100,000.00	211.11
Transfers in - CEPPT Trust	0.00	60,000.00	36,000.00	24,000.00	166.67
Transfers In - ADA Reserves	0.00	5,000.00	5,000.00	0.00	100.00
Transfer In - Arboretum Fund	2,338.00	2,338.00	0.00	2,338.00	0.00
TOTAL OTHER FINANCING SOURCES	142,338.00	387,338.00	221,000.00	166,338.00	175.27
TOTAL REVENUES	339,216.67	3,507,138.30	2,935,703.00	571,435.30	119.47
EXPENDITURES					
Program Expenses					
Instructor/Adult Classes	1,609.45	11,362.45	14,148.00	(2,785.55)	80.31
Instructor/Adult Classes - Bureau	312.00	1,833.00	1,986.00	(153.00)	92.30
nstructor/Youth Classes	10,878.35	29,617.75	15,552.00	14,065.75	190.44
nstr/Youth Classes - Bureau	360.75	451.75	585.00	(133.25)	77.22
Officials/Adult Softball	0.00	4,755.85	6,500.00	(1,744.15)	73.17

Auburn Rec & Park

Profit & Loss - Detail
4/1/2023 to 8/31/2023
For All Segment1s
For All Segment4s

	Current Month	Actual YTD	Budget YTD	Variance	Percent Of Budget
Officials/Adult Basketball	0.00	1,540.00	2,687.00	(1,147.00)	57.31
Officials/Youth Basketball	0.00	0.00	174.00	(174.00)	0.00
Officials/Youth Volleyball	0.00	190.00	0.00	190.00	0.00
Instructor/Youth Camps	14,570.60	30,908.00	33,776.00	(2,868.00)	91.51
Instr/Y Camp - Bureau	0.00	9,028.00	18,107.00	(9,079.00)	49.86
Aub Elem/Program Exp	96.53	1,482.43	1,316.00	166.43	112.65
Skyridge/Program Exp	96.56	1,636.20	1,396.00	240.20	117.21
Day Camp/Program Exp	678.67	1,981.19	1,889.00	92.19	104.88
Day Camp REG Expense	239.81	957.99	720.00	237.99	133.05
Preschool - Program Expense	289.47	359.83	1,341.00	(981.17)	26.83
Newcastle Program Expense	0.00	543.13	1,189.00	(645.87)	45.68
Adult Softball Expense	0.00	95.61	1,224.00	(1,128.39)	7.81
Adult Basketball Expense	0.00	1,074.00	26.00	1,048.00	4130.77
Pickle Ball Tennis Expense	0.00	391.61	1,419.00	(1,027.39)	27.60
Adult Class Expense	0.00	0.00	525.00	(525.00)	0.00
Youth Basketball Expense	163.02	163.02	313.00	(149.98)	52.08
Youth Class Expense	0.00	8.35	8.00	0.35	104.38
Youth Volleyball Expense	0.00	1,072.77	896.00	176.77	119.73
Aquatic Activities	0.00	1,553.34	742.00	811.34	209.35
Public Swim Expense	294.54	3,119.10	2,637.00	482.10	118.28
Public Swim Exp - PH Pool	0.00	744.88	489.00	255.88	152.33
Swim Team	1,148.15	1,148.15	1,494.00	(345.85)	76.85
Synchro Team Expenses	1,356.00	1,356.00	1,281.00	75.00	105.86
Special Events Expenses	461.79	1,475.97	546.00	929.97	270.32
75th Anniversary Expense	10,689.36	10,689.36	0.00	10,689.36	0.00
75th Anniversary Celebration Expenses	(10,669.36)	0.00	9,721.00	(9,721.00)	0.00
Obstacle Race Expense	2,625.45	3,149.45	4,989.00	(1,839.55)	63.13
Auburn Harvest Festival Expenses	131.00	509.77	698.00	(188.23)	73.03
Egg Hunt Expenses	0.00	758.50	857.00	(98.50)	88.51

Profit & Loss - Detail
4/1/2023 to 8/31/2023
For All Segment1s
For All Segment4s

	Current Month	Actual YTD	Budget YTD	Variance	Percent Of Budget
Total Program Expenses	35,332.14	123,957.45	129,231.00	(5,273.55)	95.92
Operations & Supplies					
Cash Short/Over-Cust Serv	3.00	(21.53)	27.00	(48.53)	(79.74)
Merchant Fees - Youth Services	1,474.49	8,114.00	10,573.00	(2,459.00)	76.74
Merchant Fees - Cust Serv	1,344.69	10,888.64	14,072.00	(3,183.36)	77.38
Discounts Taken	(5.92)	(56.09)	(75.00)	18.91	74.79
Cal Card Incentives	0.00	0.00	(859.00)	859.00	0.00
Donations Expense	500.00	500.00	525.00	(25.00)	95.24
Telephone - Placer Hills Pool	64.92	289.62	474.00	(184.38)	61.10
Telephone - Cust Serv	520.14	2,819.66	2,956.00	(136.34)	95.39
Telephone (CVCC) - Admin	450.53	2,556.79	2,942.00	(385.21)	86.91
Gift Certificates Expensed	0.00	0.00	362.00	(362.00)	0.00
Telephone - Youth Services	21.06	121.84	159.00	(37.16)	76.63
Telephone - Recreation	30.55	162.90	122.00	40.90	133.53
Telephone - Preschool	1.21	58.77	156.00	(97.23)	37.67
Telephone - Facilities & Grounds	903.70	5,109.51	5,903.00	(793.49)	86.56
Telephone - Day Camp	186.45	490.20	156.00	334.20	314.23
Telephone - Newcastle	42.55	184.05	171.00	13.05	107.63
Telephone - Aub El	130.00	549.33	420.00	129.33	130.79
Telephone - Skyridge	39.19	175.96	197.00	(21.04)	89.32
Postage - Cust Serv	0.00	700.00	420.00	280.00	166.67
Postage - Admin	0.00	298.87	324.00	(25.13)	92.24
Activity Guide Expense	666.00	18,280.27	13,107.00	5,173.27	139.47
Youth Assistance Expense	420.00	3,476.00	4,060.00	(584.00)	85.62
Bank Service Charges	0.00	10.03	0.00	10.03	0.00
CEPPT Charges	0.00	257.74	261.00	(3.26)	98.75
Office Supplies - Rec	31.33	181.48	31.00	150.48	585.42
Office Supplies - Aquatics	63.60	1,124.29	0.00	1,124.29	0.00

Profit & Loss - Detail
4/1/2023 to 8/31/2023
For All Segment1s
For All Segment4s

	Current Month	Actual YTD	Budget YTD	Variance	Percent Of Budget
Office Supplies - Youth Services	0.00	60.06	452.00	(391.94)	13.29
Office Supplies - F & G	346.42	892.96	8,541.00	(7,648.04)	10.46
Office Supplies-Cust Serv	577.07	2,028.71	908.00	1,120.71	223.43
Office Supplies - Admin	997.93	2,759.70	4,466.00	(1,706.30)	61.79
Duplication Costs - Cust Serv	0.00	36.26	12.00	24.26	302.17
Duplication Costs - Admin	0.00	679.48	587.00	92.48	115.76
Office Equip Rental - Cust Serv	0.00	2,442.14	2,708.00	(265.86)	90.18
Office Equip Rental - Admin	159.80	1,707.06	1,853.00	(145.94)	92.12
Office Equip Maint - Admin	140.43	164.69	0.00	164.69	0.00
Dining Expense - CS	0.00	20.50	104.00	(83.50)	19.71
Dining Expense	0.00	200.50	355.00	(154.50)	56.48
Gas/Mileage Expense - C.Serv	141.48	357.63	204.00	153.63	175.31
Gas/Mileage Expense - Admin	357.64	374.02	325.00	49.02	115.08
Gas/Mileage Expense - Rec.	0.00	0.00	35.00	(35.00)	0.00
Gas/Mileage Expense - YS	0.00	0.00	100.00	(100.00)	0.00
Gas/Mileage Expense - F & G	5,744.70	24,587.64	26,429.00	(1,841.36)	93.03
General Administrative Exp - Admin	40.00	309.90	326.00	(16.10)	95.06
Liability Insurance - Admin	17,008.00	77,598.00	78,440.00	(842.00)	98.93
Board Expense	0.00	12.36	455.00	(442.64)	2.72
Public Relations/Marketing - Cust Serv	165.83	1,587.66	1,197.00	390.66	132.64
Misc Expenses - Y Serv	0.00	0.00	94.00	(94.00)	0.00
Dues and Subscriptions - Cust Service	170.46	170.46	0.00	170.46	0.00
Dues and Subscriptions - Admin	3,500.00	3,910.00	4,649.00	(739.00)	84.10
Dues and Subscriptions - F & G	0.00	29.95	33.00	(3.05)	90.76
Staff Appreciation - Aquatics	24.27	24.27	0.00	24.27	0.00
Staff Appreciation - F & G	20.00	40.00	58.00	(18.00)	68.97
Staff Appreciation - Cust Serv	0.00	0.00	20.00	(20.00)	0.00
Bad Debts Expense - Y Services	0.00	0.00	22.00	(22.00)	0.00
Staff Development - Admin	0.00	0.00	1,582.00	(1,582.00)	0.00
Staff Development - Rec.	0.00	0.00	207.00	(207.00)	0.00

Profit & Loss - Detail
4/1/2023 to 8/31/2023
For All Segment1s
For All Segment4s

	Current Month	Actual YTD	Budget YTD	Variance	Percent Of Budget
Staff Development - Aquatics	71.00	31.00	47.00	(16.00)	65.96
Staff Development - Youth Services	0.00	40.00	488.00	(448.00)	8.20
Staff Development - F & G	1,930.27	2,875.27	2,029.00	846.27	141.71
Uniform Exp - Rec.	0.00	0.00	151.00	(151.00)	0.00
Uniform Exp - Aquatics	0.00	86.60	22.00	64.60	393.64
Uniform Exp - F & G	0.00	(148.78)	0.00	(148.78)	0.00
Uniform Exp - Admin	(24.78)	(24.78)	0.00	(24.78)	0.00
Small Equipment - Aqua	0.00	1,192.62	0.00	1,192.62	0.00
Small Equipment - Y Serv	0.00	0.00	1,650.00	(1,650.00)	0.00
Small Equipment - Rec Pk	0.00	328.36	3,748.00	(3,419.64)	8.76
Small Equipmant - Reg Pk	26.79	382.66	1,231.00	(848.34)	31.09
Small Equipment - MV Park	0.00	269.70	308.00	(38.30)	87.57
Small Equipment - CVCC	0.00	8,527.89	694.00	7,833.89	1228.80
Small Equipment - Admin	0.00	1,075.14	0.00	1,075.14	0.00
Field Marking Expense	1,454.91	2,904.72	976.00	1,928.72	297.62
Safety Supplies - F & G	0.00	277.71	1,106.00	(828.29)	25.11
Safety Supplies - Rec	0.00	0.00	63.00	(63.00)	0.00
Safety Supplies - Aquatics	0.00	244.53	338.00	(93.47)	72.35
Restroom Supplies - Recreation Park	223.99	610.97	833.00	(222.03)	73.35
Restroom Supplies - Regional Park	285.02	1,006.42	1,173.00	(166.58)	85.80
Restroom Supplies - Ashford Park	129.91	314.06	428.00	(113.94)	73.38
Restroom Supplies - Meadow Vista Park	143.57	359.79	477.00	(117.21)	75.43
Restroom Supplies - Railhead Park	157.24	405.55	523.00	(117.45)	77.54
Restroom Supplies - Overlook Park	157.24	405.55	523.00	(117.45)	77.54
Restroom Supplies - Placer Hills Park	129.91	314.06	428.00	(113.94)	73.38
Restroom Supplies - Rec Comm Ctr	467.39	1,319.13	1,667.00	(347.87)	79.13
Restroom Supplies - Reg Comm Ctr	468.93	1,091.72	934.00	157.72	116.89
Restroom Supplies - CVCC Comm Ctr	443.47	1,389.57	1,275.00	114.57	108.99
Sanitation - Reg Pk - Toilet	255.00	1,275.00	1,473.00	(198.00)	86.56
Sanitation - Win Pk - Toilet	255.00	1,275.00	1,273.00	2.00	100.16

Profit & Loss - Detail
4/1/2023 to 8/31/2023
For All Segment1s
For All Segment4s

	Current Month	Actual YTD	Budget YTD	Variance	Percent Of Budget
Sanitation - Reg - ADA PB Toilet	255.00	1,275.00	1,030.00	245.00	123.79
Sanitation - Rec Pk - Debris Box	1,928.34	6,762.10	6,603.00	159.10	102.41
Sanitation - Reg Pk - Disposal	647.86	2,430.01	2,477.00	(46.99)	98.10
Sanitation - MV - Disposal	441.75	1,354.43	1,653.00	(298.57)	81.94
Sanitation - CVCC - Disposal	239.97	922.29	914.00	8.29	100.91
Bad Debt Expense - Cust Serv	0.00	228.95	0.00	228.95	0.00
Total Operations & Supplies	46,369.30	217,068.52	227,181.00	(10,112.48)	95.55
Utilities Expense					
Lights - Rec Pk Beggs Field	353.90	1,841.08	1,622.00	219.08	113.51
Lighting Reimb.-Beggs Field	(1,400.00)	(2,936.00)	(1,690.00)	(1,246.00)	173.73
Lights - Rec Pk James Field	829.00	5,671.20	4,098.00	1,573.20	138.39
Lighting Reimb.-James Field	(4,662.00)	(7,248.00)	(2,908.00)	(4,340.00)	249.24
Lights - Rec Field	182.64	564.76	573.00	(8.24)	98.56
Lighting Reimb.-Rec Field	(1,400.00)	(1,824.00)	(466.00)	(1,358.00)	391.42
Gas/Elect - Rec Comm Ctr - Fac & Grds	247.87	(500.82)	1,489.00	(1,989.82)	(33.64)
Gas/Electric - Reg Comm Ctr	275.66	861.86	713.00	148.86	120.88
Gas/Electric - CV Comm Ctr	100.41	394.70	356.00	38.70	110.87
Electric Reimb.- CV Comm Ctr	(100.41)	(587.20)	(468.00)	(119.20)	125.47
Gas/Electric - CVCC	1,652.08	2,357.86	1,149.00	1,208.86	205.21
Gas/Electric - Sierra Pool	4,231.82	13,757.32	7,381.00	6,376.32	186.39
Gas/Electric - PH Pool	87.70	(84.75)	1,139.00	(1,223.75)	(7.44)
Electric - Day Camp	436.52	1,078.90	1,264.00	(185.10)	85.36
Gas/Elec - Recreation Park	1,647.48	4,914.83	5,357.00	(442.17)	91.75
Gas/Electric - Reg Park	194.66	6,531.07	4,859.00	1,672.07	134.41
Lighting Reimb.- Reg Park	0.00	(2,560.00)	(4,624.00)	2,064.00	55.36
Gas/Electric - Ashford Park	744.29	1,989.15	1,827.00	162.15	108.88

Profit & Loss - Detail
4/1/2023 to 8/31/2023
For All Segment1s
For All Segment4s

	Current Month	Actual YTD	Budget YTD	Variance	Percent Of Budget
Gas/Electric - MV Park	982.02	2,208.50	1,973.00	235.50	111.94
Electric - Railhead Park	704.25	2,131.12	1,628.00	503.12	130.90
Lighting Reimb.-Railhead	(180.43)	(1,390.42)	(924.00)	(466.42)	150.48
Gas/Electric - Winchester Park	248.38	590.52	952.00	(361.48)	62.03
Reimbursements - Gas/Elec Pool	0.00	(12,788.85)	(23,229.00)	10,440.15	55.06
Water - Rec Comm Ctr	306.35	1,711.84	794.00	917.84	215.60
Water - Reg Comm Ctr	234.04	1,038.45	1,084.00	(45.55)	95.80
Water - CV Comm Ctr	(70.83)	(113.53)	475.00	(588.53)	(23.90)
Water - CVCC	518.54	1,940.40	1,148.00	792.40	169.02
Water - Sierra Pool	568.94	3,179.15	1,473.00	1,706.15	215.83
Water - PH Pool	88.99	159.83	123.00	36.83	129.94
Water - Rec Park	585.31	2,129.27	1,968.00	161.27	108.20
Water - Regional Park	169.26	8,434.85	8,288.00	146.85	101.77
Water - Ashford Park	556.48	1,959.66	1,836.00	123.66	106.74
Water - MV Park	966.03	4,209.94	4,481.00	(271.06)	93.95
Water - CV Park	943.25	2,607.20	2,437.00	170.20	106.98
Water - Railhead Park	544.49	2,383.23	1,767.00	616.23	134.87
Water - CVCC Park	518.53	1,620.42	1,148.00	472.42	141.15
Water - Overlook Park	1,041.90	3,827.65	2,480.00	1,347.65	154.34
Water - Placer Hills Park	1,182.36	2,823.57	2,157.00	666.57	130.90
Water - Atwood	369.52	1,337.41	1,599.00	(261.59)	83.64
Reimb - Water - Sierra Pool	0.00	(1,874.01)	(801.00)	(1,073.01)	233.96
Total Utilities Expense	13,699.00	52,348.16	34,528.00	17,820.16	151.61
Legal Expenses					
Legal Fees	0.00	192.00	311.00	(119.00)	61.74

Profit & Loss - Detail
4/1/2023 to 8/31/2023
For All Segment1s
For All Segment4s

	Current Month	Actual YTD	Budget YTD	Variance	Percent Of Budget
Total Legal Expense	0.00	192.00	311.00	(119.00)	61.74
Professional Services					
Professional Services - Rec	2,146.00	6,004.17	4,574.00	1,430.17	131.27
Professional Services - F & G	0.00	0.00	1,126.00	(1,126.00)	0.00
Professional Services - C Serv	0.00	15,475.19	15,131.00	344.19	102.28
Professional Services - Admin	0.00	1,318.77	2,733.00	(1,414.23)	48.25
Accounting/Auditor Fees	0.00	18,000.00	18,000.00	0.00	100.00
Total Professional Services	2,146.00	40,798.13	41,564.00	(765.87)	98.16
Bldg & Ground Maintenance					
Vehicle Maintenance	3,588.00	17,311.41	4,521.00	12,790.41	382.91
Equipment Rental	0.00	0.00	2,033.00	(2,033.00)	0.00
Irrigation Supplies - General	0.00	2,646.91	244.00	2,402.91	1084.80
Maint - Recreation Field	0.00	1,574.70	1,382.00	192.70	113.94
Maint - CV Baseball Field	0.00	884.29	0.00	884.29	0.00
Maint - James Field	857.32	3,978.16	3,640.00	338.16	109.29
Maint - Beggs Field	0.00	345.70	1,492.00	(1,146.30)	23.17
Maint - Sierra Pool	3,695.12	32,030.53	18,342.00	13,688.53	174.63
Reimbursement- Maint Pool	0.00	(11,487.03)	(24,062.00)	12,574.97	47.74
Maint & Repairs - Equipment	1,344.79	9,637.27	14,225.00	(4,587.73)	67.75
Maint - PH Pool	1,344.47	12,360.73	9,894.00	2,466.73	124.93
Maint - Winchester Fields	0.00	0.00	282.00	(282.00)	0.00
Maint - MV Tennis / Pickleball Courts	0.00	175.88	0.00	175.88	0.00
Rep/Maint - Aub El	95.30	95.30	0.00	95.30	0.00
Rep/Maint - Rock Creek	47.65	47.65	35.00	12.65	136.14
Rep/Maint - Day Camp	95.30	1,598.32	1,818.00	(219.68)	87.92

Auburn Rec & Park

Profit & Loss - Detail
4/1/2023 to 8/31/2023
For All Segment1s
For All Segment4s

	Current Month	Actual YTD	Budget YTD	Variance	Percent Of Budget
Maint - Recreation Park	3,882.77	15,353.17	15,182.00	171.17	101.13
Maint - Regional Park	2,977.95	15,842.31	20,071.00	(4,228.69)	78.93
Maint - Ashford Park	1,167.92	3,075.82	6,481.00	(3,405.18)	47.46
Maint - Meadow Vista Park	400.48	4,231.81	16,504.00	(12,272.19)	25.64
Maint - Christian Valley Park	0.00	319.70	2,697.00	(2,377.30)	11.85
Maint - Railhead Park	302.25	1,509.17	4,008.00	(2,498.83)	37.65
Maint - CVCC Park	463.55	4,873.55	5,566.00	(692.45)	87.56
Maint - Overlook Park	581.78	7,953.58	4,872.00	3,081.58	163.25
Maint - Placer Hills Park	0.00	0.00	811.00	(811.00)	0.00
Maint - Pocket Parks	0.00	199.70	332.00	(132.30)	60.15
Maint - Mt. Vernon Park	0.00	0.00	57.00	(57.00)	0.00
Maint - Winchester Park	0.00	15.51	341.00	(325.49)	4.55
Maint - Atwood	7.26	24.31	2,643.00	(2,618.69)	0.92
Maint - Shockley Park	382.76	2,174.09	339.00	1,835.09	641.32
Maint - Bike Park	605.56	2,635.49	4,457.00	(1,821.51)	59.13
Rep/Maint - Skyridge	164.13	164.13	1,369.00	(1,204.87)	11.99
Maint - Ashley Dog Park	554.33	967.80	2,258.00	(1,290.20)	42.86
Maint - Recreation Comm Ctr	1,472.12	12,274.86	6,216.00	6,058.86	197.47
Maint - Regional Comm Ctr	4,672.96	8,542.76	3,103.00	5,439.76	275.31
Maint - Christian Valley Comm Ctr	78.50	78.50	79.00	(0.50)	99.37
Maint - CVCC Comm Ctr	4,859.24	8,893.24	3,320.00	5,573.24	267.87
Maint - Overlook Modular	77.66	2,867.09	1,099.00	1,768.09	260.88
Maint - Regional Tennis/Pickleball Courts	0.00	318.90	700.00	(381.10)	45.56
Maint - MV Soccer A	0.00	72.19	0.00	72.19	0.00
Maint - RH Soccer A	0.00	3,064.27	3,000.00	64.27	102.14
Maint - Regional Field Soccer	0.00	0.00	3,930.00	(3,930.00)	0.00
Maint - MV PeeWee Soccer	0.00	72.19	0.00	72.19	0.00
Maint - RH Soccer B	0.00	1,977.99	2,999.00	(1,021.01)	65.96
Maint - Regional Bill Bean Field	0.00	1,192.52	5,373.00	(4,180.48)	22.20
Maint - Regional Field B	0.00	390.43	6,927.00	(6,536.57)	5.64

Profit & Loss - Detail
4/1/2023 to 8/31/2023
For All Segment1s
For All Segment4s

	Current Month	Actual YTD	Budget YTD	Variance	Percent Of Budget
Maint - Regional Field C	8,578.67	10,186.13	3,930.00	6,256.13	259.19
Tree Maint - Shockley Park	0.00	1,530.02	1,530.00	0.02	100.00
Vandalism Repairs Expense	311.11	1,431.44	2,711.00	(1,279.56)	52.80
Total Building and Grounds Maintenance	42,608.95	183,432.49	166,751.00	16,681.49	110.00
Property Tax Administration/LAFCO					
Lafco Fees	0.00	4,278.87	4,340.00	(61.13)	98.59
Total Property Tax Administration/LAFCO	0.00	4,278.87	4,340.00	(61.13)	98.59
Salaries Expense					
Wages - (Y.Serv) - Manager	5,416.00	29,788.00	25,186.00	4,602.00	118.27
Wages - (Cust Serv) - Full Time	10,862.73	58,082.17	53,646.00	4,436.17	108.27
Wages - (Admin) - Full Time	13,209.06	60,753.87	64,598.00	(3,844.13)	94.05
Wages - (Admin) - Part Time	6,050.46	28,730.76	29,212.00	(481.24)	98.35
Wages - (Admin) - Board Pay	2,500.00	9,750.00	10,000.00	(250.00)	97.50
Wages - (Y.Serv) - Aub Elem - PT	569.64	16,333.84	6,946.00	9,387.84	235.16
Wages - (Y.Serv) - AE Maint	61.34	174.84	174.00	0.84	100.48
Wages - (Y. Serv) - RC Maint	0.00	337.15	60.00	277.15	561.92
Wages - (Y.Serv) - Skyridge - PT	428.32	21,007.43	18,629.00	2,378.43	112.77
Wages - (Y.Serv) - Skyridge Maint	345.83	637.15	57.00	580.15	1117.81
Wages - (Y.Serv) - Day Camp - PT	29,221.30	71,236.58	71,258.00	(21.42)	99.97
Wages - (Y.Serv) - DC Maint	0.00	91.53	349.00	(257.47)	26.23
Wages - Reg Day Camp	16,611.38	39,597.45	36,668.00	2,929.45	107.99
Wages - (Rec) - Full Time	13,248.85	62,897.89	64,661.00	(1,763.11)	97.27
Wages - (Y. Serv) - Newcastle- PT	1,140.41	17,414.36	17,413.00	1.36	100.01
Wages - (Y.Serv) - NC Maint	11.38	11.38	28.00	(16.62)	40.64
Wages - (Rec) - Adult Softball	832.20	3,064.59	3,762.00	(697.41)	81.46

Profit & Loss - Detail
4/1/2023 to 8/31/2023
For All Segment1s
For All Segment4s

	Current Month	Actual YTD	Budget YTD	Variance	Percent Of Budget
Wages - (Rec) - Adult Basketball	173.75	1,460.05	1,593.00	(132.95)	91.65
Wages - (Y.Serv) - Preschool	120.30	8,944.42	9,392.00	(447.58)	95.23
Wages - (Aqua) - Aquatics Coordinator	3,522.10	12,305.82	11,969.00	336.82	102.81
Wages - (Aqua) - Aquatic Activities	669.69	3,752.92	3,098.00	654.92	121.14
Wages - (Aqua) - Public Swim	18,478.76	66,132.31	58,837.00	7,295.31	112.40
Wages - (Aqua) - Public Swim-PH	2,561.32	6,307.23	6,847.00	(539.77)	92.12
Wages - (Aqua) - Swim Lessons	4,584.09	15,432.03	13,097.00	2,335.03	117.83
Wages - (Aqua) - Swim Lessons-PH	490.80	2,793.03	3,221.00	(427.97)	86.71
Wages - (Aqua) - Master Swim	1,021.07	5,132.70	3,160.00	1,972.70	162.43
Wages - (Aqua) - Swim Team Coaches	4,172.47	13,565.52	14,192.00	(626.48)	95.59
Wages - (Aqua) - Synchronized Swim Coach	3,611.18	14,867.11	13,707.00	1,160.11	108.46
Wages - (Fac & Grds) - Fac Attendant - Rec	9,501.18	48,399.95	44,990.00	3,409.95	107.58
Wages - (Fac & Grds) - Fac Att. - CVCC	4,966.93	20,992.27	18,794.00	2,198.27	111.70
Wages - (Fac & Grds) - Fac Attendant - Reg	4,062.98	14,889.62	10,179.00	4,710.62	146.28
Wages - (Fac & Grds) - Management	15,335.40	75,672.24	74,511.00	1,161.24	101.56
Wages - (Fac & Grds) - Recreation Park	26,704.94	108,524.67	105,808.00	2,716.67	102.57
Wages - (Fac & Grds) - Regional Park	14,004.99	83,104.93	83,105.00	(0.07)	100.00
Wages - (Fac & Grds) - Ashford Park	3,873.79	18,864.47	16,600.00	2,264.47	113.64
Wages - (Fac & Grds) - Meadow Vista Park	3,572.53	20,123.52	19,400.00	723.52	103.73
Wages - (Fac & Grds) - CV Comm Center	624.62	2,869.89	4,600.00	(1,730.11)	62.39
Wages - (Fac & Grds) - Railhead Park	1,095.03	8,217.43	8,400.00	(182.57)	97.83
Wages - (Fac & Grds) - CVCC	1,483.49	4,098.53	4,860.00	(761.47)	84.33
Wages - (Fac & Grds) - Overlook Park	922.44	6,370.26	7,600.00	(1,229.74)	83.82
Wages - (Fac & Grds) - Placer Hills Park	2,336.08	11,187.43	9,500.00	1,687.43	117.76
Wages - (Fac & Grds) - Pocket Parks	581.47	3,287.05	4,700.00	(1,412.95)	69.94
Wages - (Fac & Grds) - Mt. Vernon Park	313.68	313.68	0.00	313.68	0.00
Wages - (Fac & Grds) - Winchester Park	811.41	2,197.63	2,200.00	(2.37)	99.89
Wages - (Fac & Grds) - Atwood	373.59	2,152.52	2,600.00	(447.48)	82.79
Wages - (Fac & Grds) - Shockley Property	2,454.49	3,098.37	1,300.00	1,798.37	238.34
Wages - (F & G) Special Events	0.00	1,378.92	1,380.00	(1.08)	99.92

Profit & Loss - Detail
4/1/2023 to 8/31/2023
For All Segment1s
For All Segment4s

	Current Month	Actual YTD	Budget YTD	Variance	Percent Of Budget
Wages - District Administrator	10,011.36	52,261.44	52,096.00	165.44	100.32
Wages - (F & G Proj) - Marriot Meadows	0.00	150.80	150.00	0.80	100.53
Wages - (Rec) - Special Events	0.00	644.47	249.00	395.47	258.82
Wages - (F & G) Uniform Allowance	24.78	849.39	1,250.00	(400.61)	67.95
Total Salaries Expense	242,969.61	1,060,251.61	1,016,032.00	44,219.61	104.35
Benefits & Payroll Costs					
ER Taxes - Rec	1,118.48	4,966.89	5,371.00	(404.11)	92.48
ER Taxes - Aquatics	3,529.74	12,743.61	12,165.00	578.61	104.76
ER Taxes - Youth Services	4,132.01	15,712.75	15,281.00	431.75	102.83
ER Taxes - Fac & Grds	6,771.73	31,423.26	32,891.00	(1,467.74)	95.54
ER Taxes - Cust Serv	783.10	4,139.17	4,104.00	35.17	100.86
ER Taxes - Admin	2,247.93	10,830.31	11,927.00	(1,096.69)	90.81
Employment Expense - Aquatics	0.00	44.94	119.00	(74.06)	37.77
Employment Expense - Youth Services	0.00	95.00	321.00	(226.00)	29.60
Employment Expense - Fac & Grds	177.24	689.98	451.00	238.98	152.99
Fingerprinting Exp - Recreation	0.00	64.00	0.00	64.00	0.00
Fingerprinting Exp - Aquatics	0.00	79.00	497.00	(418.00)	15.90
Fingerprinting Exp - Youth Services	72.00	104.00	598.00	(494.00)	17.39
Fingerprinting Exp - Fac & Grds	0.00	79.00	99.00	(20.00)	79.80
Benefits Expense - Recreation	2,574.68	12,297.84	15,295.00	(2,997.16)	80.40
Benefits Expense - Youth Services	2,604.67	13,734.42	10,599.00	3,135.42	129.58
Benefits Expense - Fac & Grds	19,533.99	103,605.71	103,606.00	(0.29)	100.00
Benefits Expense - Cust Serv	2,282.91	12,170.41	11,915.00	255.41	102.14
Benefits Expense - Admin	6,455.61	31,409.79	30,756.00	653.79	102.13
Employer Retirement Exp. - Rec	1,239.38	5,533.96	6,011.00	(477.04)	92.06
Employer Retirement Exp. - Aquatics	559.24	2,056.53	1,609.00	447.53	127.81
Employer Retirement Exp. - Youth Services	4,135.89	14,892.83	10,660.00	4,232.83	139.71
Employer Retirement Exp. - Fac & Grds	7,514.11	33,198.66	34,201.00	(1,002.34)	97.07

Profit & Loss - Detail
4/1/2023 to 8/31/2023
For All Segment1s
For All Segment4s

	Current Month	Actual YTD	Budget YTD	Variance	Percent Of Budget
Employer Retirement Exp - Cust Serv	1,368.68	5,662.48	5,581.00	81.48	101.46
Employer Retirement Exp. - Admin	3,240.36	13,570.39	13,877.00	(306.61)	97.79
CalPERS Prefunding	0.00	66,875.00	69,111.00	(2,236.00)	96.77
Worker's Comp - Rec	213.96	982.62	1,221.00	(238.38)	80.48
Worker's Comp - Aquatics	583.98	2,049.43	1,691.00	358.43	121.20
Worker's Comp - Youth Services	830.87	3,060.41	3,032.00	28.41	100.94
Worker's Comp - Fac & Grds	5,348.51	23,980.80	26,721.00	(2,740.20)	89.75
Worker's Comp - Cust Serv	49.77	255.56	298.00	(42.44)	85.76
Worker's Comp - Admin	250.74	1,236.55	1,426.00	(189.45)	86.72
Total Benefits and Payroll Costs	77,619.58	427,545.30	431,434.00	(3,888.70)	99.10
Fixed Asset Expense					
Fixed Asset Purchases - Aquatics	0.00	3,138.34	0.00	3,138.34	0.00
Fixed Asset Purchases - Fac & Grds	75,863.88	259,317.30	232,603.00	26,714.30	111.49
Loss on Removed Assets	0.00	735.00	0.00	735.00	0.00
Fire Loss	55.98	4,681.59	0.00	4,681.59	0.00
Total Fixed Asset Expense	75,919.86	267,872.23	232,603.00	35,269.23	115.16
Capital Improvement Projects					
Rec - Splash Pool Repairs	0.00	2,250.00	2,300.00	(50.00)	97.83
Sierra Pool Deck Expan Joint Rep	0.00	13,912.00	15,000.00	(1,088.00)	92.75
Rec - Daycamp Mod Paving	0.00	12,991.00	13,735.00	(744.00)	94.58
City Hall Pickle ball Courts	41.05	6,098.51	6,100.00	(1.49)	99.98
Regional Pk- Court Repairs	11.04	1,824.04	1,800.00	24.04	101.34
MV Park - Repaving of Courts	57,636.00	59,297.83	59,300.00	(2.17)	100.00
:VCC - Bike Park - fountain, signage, traffic	0.00	1,308.17	1,300.00	8.17	100.63
Marriott Meadows- Const Doc & Related Wo	0.00	6,344.00	6,300.00	44.00	100.70

Auburn Rec & Park

Profit & Loss - Detail
4/1/2023 to 8/31/2023
For All Segment1s
For All Segment4s

	Current Month	Actual YTD	Budget YTD	Variance	Percent Of Budget
Regional Plumbing infastructure	0.00	5,323.00	5,300.00	23.00	100.43
Rec - ADA Parking at DC Mods	19,500.00	19,500.00	15,000.00	4,500.00	130.00
Total Capital Improvement Projects	77,188.09	128,848.55	126,135.00	2,713.55	102.15
Debt Service					
Principal Lease Payment- Sterling Bank	0.00	61,000.00	61,000.00	0.00	100.00
Webster Lease Interest Expense	0.00	10,403.80	9,774.00	629.80	106.44
Total Debt Service	0.00	71,403.80	70,774.00	629.80	100.89
Transfers Out					
Transfers Out - General Fund	142,338.00	387,338.00	245,000.00	142,338.00	158.10
Total Transfers Out	142,338.00	387,338.00	245,000.00	142,338.00	158.10
Total Expenditures	$613,852.53	$2,577,997.11	$2,480,884.00	$97,113.11	103.91%
Net Revenue Over Expenditures	($274,635.86)	$929,141.19	$454,819.00	$474,322.19	204.29%
ADJ. NET REVENUE OVER EXPENDITURES	(416,973.86)	541,803.19	209,819.00	331,984.19	258.22

SECTION: 5.0

ITEM: 5.4 **AMENDMENTS TO SENIOR FACILITY PARK WORKER AND SENIOR FACILITIES MAINTENANCE WORK JOB DESCRIPTIONS**

INFORMATION: **SEE ATTACHED INFORMATION**

5.4 Cover sheet – Amendments to Senior Facility Park Worker and Senior Facilities Maintenance Worker Job Descriptions

Auburn Area Recreation and Park District Policy Committee meeting September, 2023; Board of Directors meeting, September, 2023

The Issue

Shall the Auburn Area Recreation and Park District (ARD) amend the job descriptions for Senior Park Worker and the Senior Facilities Maintenance Worker?

Background

ARD staff would like to make some minor modifications to the job descriptions for the Senior Park Worker and the Senior Facilities Maintenance Worker positions.

These modifications have been reviewed and approved by the Local 39 Union.

Recommendation for the Board of Directors

The Policy Committee sent a positive recommendation to the Board of Directors to amend the Senior Park Worker and the Senior Facilities Maintenance Worker positions as proposed and further recommended placing this item on the Consent Calendar.

Fiscal Impact

N/A

Attachments

Senior Park Worker job description with proposed amendments
Senior Facilities Maintenance Worker with proposed amendments

FACILITIES AND GROUNDS SENIOR PARK WORKER/POOL OPERATOR

DEFINITION AND PURPOSE: Under the general direction of a Facilities and Grounds Supervisor, the Senior Park Worker has previous experience in performing a variety of semi-skilled and non-skilled tasks in the construction, maintenance, and repair of parks, irrigation systems, recreation facilities, trees, and landscaped areas. The Senior Park Worker is responsible for the ~~occasional~~ supervision of a staff of Park Workers to assist with these duties.

ESSENTIAL JOB FUNCTIONS:

Responsibilities and duties include, but are not limited to the following:

- Performs and/or assists in the construction, maintenance and repair of parks, park recreation structures and equipment
- Maintains a positive relationship with the public in accordance with the policies and procedures of the District
- Supervise Community Service and work release personnel
- Plants, waters, and assists in the care of the shrubs, flowers, trees, and lawns; examples include: cutting grass and weeds; raking and loading grass and brush: mowing lawns and cleaning grounds. Performs duties to include cultivating, pruning, spraying of trees, shrubs, plants and landscaped areas.
- Pick up and dispose of rubbish and trash around park and other equipment
- Prepares athletic fields, including watering, dragging and lining (grade, fill and shape)
- Cleans picnic facilities, lawns, athletic fields and other recreation areas
- Performs minor maintenance of District vehicles such as changing tires, oil and filters
- Cleans and maintains public rest rooms and recreation facilities
- Performs minor electrical repairs
- Performs minor plumbing repairs
- Performs maintenance of District swimming pools including pump maintenance, water testing and balancing; assists with pool supply and equipment ordering
- Operates, repairs and maintains a variety of power equipment such as tractors, lawn mowers, saws and miscellaneous hand tools
- Cleans, repairs, and maintains fences, pathways, landscaped areas, and playgrounds
- Makes and places forms: mixes, pours and finishes concrete used in park and recreation facilities
- Installs and maintains water lines and associated facilities, such as drinking fountains, irrigation and sprinkler systems; has knowledge of irrigation systems
- Purchase supplies and materials needed for proper maintenance following the District's purchasing policy
- Responds quickly to all safety related issues
- ~~Occasional~~ Supervision of full and part-time staff including training, reviewing work, maintaining standards and coordinating activities.
- Tracking and recording credit card purchases
- Operates, inspects and maintains a variety of equipment such as mowers, trimmers, weed eaters, table saws, miscellaneous hand-tools, District vehicles and trailers. Keeps an accurate record of maintenance and safety inspections on this equipment
- Performs and assists in aerating and fertilizing all turf areas
- Assists department employees with daily timekeeping to ensure all entries are correct

NON-ESSENTIAL JOB FUNCTIONS:

- Other duties as assigned
- Conducts periodic inventories of tools and equipment

KNOWLEDGE, SKILLS AND ABILITIES

Knowledge of common methods, equipment and tools used in park, building, garden, tree and turf maintenance; posses knowledge and skills in small engine repairs as well as vehicle maintenance; basic understanding of electrical systems and components; experience with trailer towing; must be able to work independently; maintain records and prepare reports; communicate effectively both orally and in writing; analyze and resolve unusual situations through application of District policy; meet the public in situations requiring diplomacy and tact; establish and maintain cooperative working relationships with District employees, contractors, user groups, and the general public; must have the ability to perform safe work practices, follow directions and procedures, both written and oral; must have ability to work in a team environment.

EDUCATION REQUIREMENTS AND QUALIFYING EXPERIENCES

High School diploma or equivalent.

Minimum two years experience with park or building maintenance.

LICENSES AND CERTIFICATES

License for pesticide/herbicide spraying recommended.

First Aid, CPR, Certified Pool Operator/Aquatic Facility Operator certifications are strongly recommended.

Must possess and maintain a valid California C driver's license and a satisfactory driving record based upon specific program needs.

Position requires fingerprint and background check per Section 5164 of the Public Resource Code. Conviction of certain criminal offenses may prohibit employment.

WORK ENVIRONMENT

Position requires sitting, standing, walking, running, reaching, twisting, turning, kneeling, bending, stooping, squatting and making repetitive hand movements in the performance of daily duties, occasionally on uneven terrain. The position also requires both near and far vision when reading documents, inspecting plans and operating a computer. The need to climb stairs and lift; must have the basic knowledge of auto mechanics; the ability to perform heavy physical labor, such as digging ditches, lifting and carrying heavy objects up to 100 lbs. The position requires working in both an indoor, temperature-controlled office environment and in outdoor environments in all weather conditions including wet, hot and cold and be exposed to heavy dust, pollen, cleaning and pool chemicals. The noise level of the indoor setting may be loud. The noise level of the outdoor setting can be loud, especially when working around construction, maintenance and turf care equipment, and equipment used at special events such as generators and amplified instruments.

Position requires both day and evening hours, including weekend shifts and holiday shifts. Split shifts may be required. This position requires you to carry out your duties on-site.

COMPENSATION: Full-time union position.

Wage rate range

$23.00 - $30.78

The Auburn Area Recreation and Park District is an Equal Opportunity Employer.

Senior Park Worker - Job Description
REVISED June 28, 2023

SENIOR FACILITIES MAINTENANCE WORKER

DEFINITION AND PURPOSE: Under the general direction of the Facilities Coordinator, the Senior Facilities Maintenance Worker performs a variety of skilled and semi-skilled tasks in the construction, repair, and maintenance of recreation facilities and District buildings. The Senior Facilities Maintenance Worker is responsible for the ~~occasional~~ supervision of Facilities Maintenance Workers and Facility Attendants/Custodians.

ESSENTIAL JOB FUNCTIONS:

Responsibilities and duties include, but are not limited to the following:

- Performs construction, maintenance and repair of District buildings and structures including concrete, wood, fiberglass, sheet rock, etc.
- Performs electrical repairs and maintenance to electrical panels, receptacles, lighting fixtures, illuminated signs, low voltage wiring, etc.
- Performs plumbing maintenance and repairs on toilet fixtures, sinks, drains, cleanouts, water fountains, etc.
- Performs duties in maintaining gymnasium facilities and equipment
- Cleans, repairs, and maintains pathways and landscaped areas around District buildings
- Operates and maintains a variety of custodial equipment including auto scrubbers, burnishers, carpet extractors, pressure washers and wet/dry vacuums
- Pick up and dispose of rubbish and trash in and around District facilities and buildings
- Maintains a variety of power tools, hand tools, equipment and supplies in proper condition
- Maintains an inventory of construction, maintenance and repair supplies
- Purchases supplies and materials needed for proper maintenance following the District's purchasing policy
- ~~Occasional~~ Supervision of full and part-time staff including training, reviewing work, maintaining standards and coordinating activities
- Tracking and recording credit card purchases
- Maintains a positive relationship with the public in accordance with the policies and procedures of the District
- Responds quickly to all safety related issues

NON-ESSENTIAL JOB FUNCTIONS:

- Performs duties in cleaning and maintaining District buildings and offices
- Performs duties in cleaning and maintaining public restrooms and recreation facilities
- Activity set-up and takedown, including tables, chairs, and recreation equipment
- Taking reports of accidents and incidents, as well as communicating these situations to staff
- Other duties as assigned

KNOWLEDGE, SKILLS AND ABILITIES

Knowledge of common methods, equipment and tools used in commercial building maintenance; experimental knowledge of electrical systems and components; experimental knowledge of plumbing systems and components; must be able to work independently; communicate effectively both orally and in writing; maintain records and prepare work orders; analyze and resolve unusual situations through application of District policy; meet the public in situations requiring diplomacy and tact; establish and maintain cooperative working relationships with District employees,

contractors, user groups, and the general public; must have the ability to perform safe work practices, follow directions and procedures, both written and oral; must have ability to work in a team environment.

EDUCATION REQUIREMENTS AND QUALIFYING EXPERIENCES

High School diploma or equivalent.

Minimum one year experience with park or building maintenance desired.

LICENSES AND CERTIFICATES

First Aid and CPR certifications are strongly recommended.

Must possess and maintain a valid California C driver's license and a satisfactory driving record based upon specific program needs.

Position requires fingerprint and background check per Section 5164 of the Public Resource Code. Conviction of certain criminal offenses may prohibit employment.

WORK ENVIRONMENT

Position requires sitting, standing, walking, running, reaching, twisting, turning, kneeling, bending, stooping, squatting and making repetitive hand movements in the performance of daily duties, occasionally on uneven terrain. The position also requires both near and far vision when reading documents, and operating a computer. The need to climb stairs and lift; the ability to perform physical labor, lifting and carrying heavy objects up to 100 lbs. The position requires working in both an indoor, temperature-controlled building environment and in outdoor environments in all weather conditions including wet, hot and cold and be exposed to heavy dust and pollen and cleaning chemicals. The noise level of the indoor setting may be loud. The noise level of the outdoor setting can be loud, especially when working around construction, maintenance and turf care equipment, and equipment used at special events such as generators and amplified instruments.

Position requires both day and evening hours, including weekend shifts and holiday shifts. Split shifts may be required. This position requires you to carry out your duties on-site.

COMPENSATION:

Full-time Union position.

Wage rate range

$21.01 - $29.60

Auburn Area Recreation and Park District is an Equal Opportunity Employer.

SECTION: 5.0

ITEM: 5.5 YOUTH ASSISTANCE (SCHOLARSHIP) FUND

INFORMATION: SEE ATTACHED INFORMATION

5.5 Cover sheet – Youth Assistance (Scholarship) Fund Amendments

Auburn Area Recreation and Park District Policy Committee September, 2023; Board of Directors meeting

The Issue

Shall the Auburn Area Recreation and Park District (ARD) Board of Directors amend its policy regarding the Youth Assistance (Scholarship) Fund to address inflationary impacts?

Background

ARD's current policy on the Youth Assistance Fund reads as follows:

XIII. Fundraising and Donations

B. Auburn Area Recreation & Park District Youth Assistance Fund (Scholarship)

The Auburn Area Recreation & Park District wants every child to have an opportunity to participate in its various recreational programs. In an effort to provide affordable programming, the District has established by the State Department of Education to assist lower income individuals and families. All requests for the Youth Assistance Fund Scholarship need to be accompanied by proof of income. This information will be kept confidential. The Youth Assistance Fund Scholarship is designed for participation in District recreation programs only; it cannot be used for your services programs such as Discovery Club or Day Camp. All donations are put in a single account wherein District applicants may receive up to $150 per activity per child and out of District applicants may receive up to 70% of aide. Requests for aide will be awarded based on the availability of funds. The maximum use for the scholarship is up to three scholarships per child per year (once per child per activity guide). Foster children may receive funds once their status as a foster child has been established.

The money received from vending machine profits from the Recreation Park vending machine will be used to fund the Youth Assistance Fund.

The Recreation Services Manager will determine exceptional needs for the youth assistance funding and bring it to the attention of the District Administrator and Administrative Services Manager for consideration.

Staff is recommending that the Board review this policy, current income guidelines and approve appropriate amendments.

Information about current ARD income guidelines, Placer County guidelines and State of California income guidelines are attached.

Recommendation for the Board of Directors

The Policy Committee sent a positive recommendation to the Board to use 75% of the PCOE numbers and to adopt the amendments to the policy as proposed. The Policy Committee further recommended that this item be placed on the Consent Calendar.

Staff also recommends using 75% of the PCOE numbers and amending the policy as proposed.

Using 75%, the income guidelines for the Youth Assistance Fund would look as follows:

Family size	Yearly Gross Income
1 – 2	$55,152
3	$62,379
4	$72,225
5	$83,781
6	$95,337
7	$97,506
8	$99,666
9	$101,835
10	$104,004

Alternatives Available to the Board

1. Adopt the Placer County Office of Education income guidelines and incorporate that language into District policy.

    a. Adopt _____% of the Placer County Office of Education income guidelines and incorporate that language into District policy.

2. Adopt the State of California CSPP income guidelines and incorporate that language into District policy.

    a. Adopt _____% the State of California CSPP income guidelines and incorporate that language into District policy.

Fiscal Impact

As of 6/30/23, the ARD Youth Assistance Fund has $49,126.

The following is a 6 year review of the Youth Assistance Fund:

Year	Revenue (donations)	Expenses (scholarships provided)
17/18	$19,083	$18,512
18/19	$26,607	$16,191
19/20	$16,802	$15,594
20/21	$8,923	$361
21/22	$29,759	$10,085
22/23	$23,368	$12,913

Attachments

Proposed amendments to the ARD Youth Assistance Fund policy
ARD application and information for the Youth Assistance Fund (current)
Placer County Office of Education income guidelines for child care and development programs
State of California income guidelines for California State Preschool
State of California income guidelines for free/reduced lunch

Proposed changes to the Youth Assistance Fund policy

Proposed language in Red

B. <u>Auburn Area Recreation & Park District Youth Assistance Fund (Scholarship)</u>

The Auburn Area Recreation ~~&~~ and Park District wants every child to have an opportunity to participate in its various recreational programs. In an effort to provide affordable programming, the District has established a Youth Assistance Fund to provide scholarships ~~by the State Department of Education~~ to assist lower income individuals and families. Income qualifications will be based on 75% of the Placer County Office of Education (PCOE) Schedule of Income Ceilings for Child Care and Development Programs. All requests for the Youth Assistance Fund Scholarship need to be accompanied by proof of income. This information will be kept confidential. The Youth Assistance Fund Scholarship is designed for participation in District recreation programs only; it cannot be used for ~~your services~~ Youth Services programs such as Discovery Club or Day Camp. All donations ~~are~~ will be put in a single account wherein District applicants may receive up to $150 per activity per child and ~~out of~~ Out-of-District applicants may receive up to 70% of ~~aide~~ aid. Requests for ~~aide~~ aid will be awarded based on the availability of funds. The maximum use for the scholarship is up to three scholarships per child, per year (once per child per activity guide). Foster children may receive funds once their status as a foster child has been established.

The money received from vending machine profits from the Recreation Park vending machine will be used to fund the Youth Assistance Fund.

The Recreation Services Manager will determine exceptional needs for ~~the~~ Youth Assistance funding and bring it to the attention of the District Administrator and Administrative Services Manager for consideration.

AUBURN AREA RECREATION AND PARK DISTRICT

123 Recreation Drive
Auburn, CA 95603

APPLICANT INFORMATION FOR YOUTH ASSISTANCE FUND

Who Qualifies?

Any child who meets the age requirements of the specific program, who would not otherwise be able to pay for the program, or for whom payment would result in the family applying money which should be used for other pressing needs is eligible. The family income must be under a certain amount. This amount changes depending on the number of people in the family. These eligibility amounts are patterned after the formula established by the State Department of Education for subsidized programs as reflected in the table below:

Family Eligibility for Subsidized Programs

Family Size	1 or 2	3	4	5	6	7	8	9	10
Family Income Limit (monthly gross)	3,515	3,769	4,188	4,858	5,528	5,653	5,779	5,684	5,805

The parent or legal guardian of a candidate must complete the attached Youth Assistance Fund application **and submit proof of income.** Once the application is received, it is reviewed for eligibility requirements. Applicants will be notified of their qualification status prior to registration deadlines. Full or partial assistance may be approved.

The funds are secured through the generosity of local businesses, community groups, and individuals. There may not be enough funds to provide for all the families who meet the eligibility requirements.

At all times, the dignity and privacy of applicants and their families will be respected throughout the process.

Current application + eligibility

PLEASE NOTE: This assistance fund is not intended for ARD's Discovery Club or Day Camp.

AUBURN AREA RECREATION AND PARK DISTRICT
APPLICATION FOR YOUTH ASSISTANCE FUND

Directions: Please provide the information asked for on this application. Attach proof of income (copy of most recent pay stub, etc). **Proof of income is required every time.** All information will remain confidential and will only be reviewed by the Youth Assistance Fund Coordinator.

All youth (17 and younger) are eligible for youth assistance three (3) times per year. Each child is eligible to take one class, program, league or lesson during the winter/spring season (January – April), the summer season (May – August) and fall (September – December). The Youth Assistance Fund can not be used for any ARD Discovery Club or Day Camp.

Return this form, proof of income and class registration form to the Recreation Park customer service office, 123 Recreation Dr., Auburn, CA 95603.

Participant Information

Name of Child:_____

Full Address:_____

Phone:_____ Birth Date:_____

Parent/Legal Guardian Information

Name:_____

Occupation:_____ # of family members in household:_____

Total Gross (before taxes) monthly income:_____

If unemployed, any source of income:_____

Program desiring assistance for:_____

If there is any additional information you would like to provide (extenuating circumstances, etc.) that would assist us in determining need, please use this space to explain.

_____
_____
_____
_____

I verify that the information provided in this application is true and complete. I understand that any false statements on this application shall be cause for disqualification from funding assistance.

Parent/Legal Guardian signature:_____ Date:_____

Proof of income must accompany all Youth Assistance Fund applications.

Current

1229 Pleasant Grove Blvd, Roseville, CA 95678 · P: 530.745.1380 · F: 888.293.1613 · www.placercoe.org

Schedule of Income Ceilings for Child Care and Development Programs

Family Size	Monthly Gross Income	Yearly Gross Income
1 - 2	$6,128	$73,536
3	$6,931	$83,172
4	$8,025	$96,300
5	$9,309	$111,708
6	$10,593	$127,116
7	$10,834	$130,008
8	$11,074	$132,888
9	$11,315	$135,780
10	$11,556	$138,672
11	$11,797	$141,564
12	$12,037	$144,444

If your family's adjusted monthly ongoing income exceeds this a month, you must notify our agency within thirty (30) calendars days.

CHILD CARE BULLETIN (CCB) NO. 23-16

Placer County

PCOE
GOLD IN EDUCATION

DO YOU NEED HELP PAYING FOR QUALITY CHILDCARE?

Centralized Eligibility List (CEL)

WHAT IS THE CENTRALIZED ELIGIBILITY LIST (CEL)?

The cost of childcare is a major concern for many families. The CEL makes it possible for families to have access to many programs for which they qualify, expanding their opportunity for access to subsidized care.

PCOE receives funding to provide financial assistance to families needing care who are working, seeking employment, and/or attending school or training.

- Funding is limited
- There are income eligibility requirements
- All families need to complete the CEL Form for placement of the Placer County Childcare Eligibility List (CEL)
- The CEL, gives families access to multiple subsidized childcare programs through a single application. The CEL helps income-eligible families with children birth through 12 years old find childcare programs that cover part or all of their childcare cost.

PROGRAMS AND SERVICES THAT USE THE CEL:

- CalWORKs Childcare
- Alternative Payment Program
- State Preschool
- Family Child Care Home Educational Network
- Placer Community Action Council
- City of Roseville Adventure Club
- Resource & Referral Program

ONCE I COMPLETE A CEL APPLICATION, HOW LONG WILL I WAIT ON THE LIST?

Families are contacted when funds become available and the family is next on the list. There is no set time when new funding becomes available to allow families to be added to programs.

WILL I NEED TO PAY ANYTHING FOR CHILDCARE?

You may incur an out of pocket expense if the child care provider you choose charges more than the State reimburses. You may still choose to use these providers, but you will be required to pay the difference directly to the provider. Some families may be required to pay a family fee to PCOE. The fee is established by the State of California and is based on the client's gross monthly income and family size.

Frequently asked questions:

IS ELIGIBILITY BASED ON FAMILY SIZE AND INCOME, OR FIRST COME, FIRST SERVE?

Families are ranked based on family size and income. There must be a need, such as looking for work, working, attending school or training, an incapacity that makes you unable to care for your child, or a referral from Child Protective Services (CPS).

WHAT IF MY INFORMATION CHANGES?

If your family situation changes, you need to notify PCOE Early Childhood Education immediately to update your CEL application.

Changes include:

- Increase or decrease in income
- Change of address or telephone number
- Change in the number of adults or children in the household

WHAT INFORMATION DO I NEED TO PROVIDE?

If there is an opening in a program, you will be notified what to bring for that program. Documentation will include ALL of your gross monthly income sources (salary, self-employment, child support, and/or cash assistance), proof of residency, and birth certificates for all children in the household. **When asked for updated information, please respond. If you do not reply to a request for an update, your family will be removed from the list.**

To Apply: **Contact the Placer County Office of Education, Early Childhood Education Applications can be obtained and returned via mail, fax, or in person:**

1229 Pleasant Grove, Roseville, CA 95678

childcare@placercoe.org

Phone: (530) 745-1380
Fax: (888) 293-1613

www.placercoe.org

Placer County

California DEPARTMENT OF EDUCATION

State of CA

Management Bulletin 22-05

Early Education Division

Subject: Revised State Median Income (SMI) Ceilings and Income Ranking Table for Fiscal Year (FY) 2022–23

Number: 22-05

Date: September 2022

Expires: Until Rescinded

Authority: California *Education Code*, Sections 8208, 8210, 8211, and 8213; Assembly Bill (AB) 210 (Chapter 62, Statutes of 2022)

Attention: Executive Directors and Program Directors of All California State Preschool Programs (CSPP)

Purpose

The purpose of this Management Bulletin (MB) is to notify California State Preschool Program (CSPP) contractors of:

- The revised Schedule of Income Ceilings to be used to determine families' income eligibility for CSPP for Fiscal Year (FY) 2022–23
- The updated Income Ranking Table to be used to determine a family's income ranking for purposes of enrollment priorities for CSPP based on income for FY 2022–23

This MB rescinds and replaces MB 21-09.

Policy

Effective July 1, 2022, CSPP contractors must use the revised Schedule of Income Ceilings when determining both initial and ongoing income eligibility for families in part- and full-day CSPP. As part of California's implementation of Universal PreKindergarten, it is important for contractors to note that income eligibility for CSPP has been increased to 100 percent of the State Median Income (SMI), effective July 1, 2022. Contractors must use the revised Income Ranking Table when determining enrollment priorities related to a family's income level.

Directive

The following Schedule of Income Ceilings must be used for determining income eligibility for families initially certified or recertified on or after July 1, 2022. The schedule must also be used for determining maximum monthly income for 15 percent above the income eligibility threshold.

State Fiscal Year 2022–23 Schedule of Income Ceilings

Family Size	Family Yearly Income Ceiling (100% of SMI)	Family Monthly Income Ceiling (100% of SMI)	Maximum Monthly Income for 15% above Income Eligibility Threshold
1-2	$84,818	$7,068	$8,128
3	$96,590	$8,049	$9,257
4	$112,105	$9,342	$10,743
5	$130,042	$10,837	$12,462
6	$147,988	$12,332	$14,182
7	$151,342	$12,612	$14,504
8	$154,705	$12,892	$14,826
9	$158,068	$13,172	$15,148
10	$161,431	$13,453	$15,470
11	$164,794	$13,733	$15,793
12	$168,158	$14,013	$16,115

Source: 2020 American Community Survey (ACS) Public Use Microdata Sample File

Note: Pursuant to the California *Education Code* (*EC*), Section 8213(c), the SMI for families of five (5) or more persons is calculated by multiplying the SMI for a family of four by the ratio for the appropriate family size used in the federal Low-Income Home Energy Assistance Program, and specified in federal regulations at paragraphs five (5), six (6), and seven (7) of subdivision (b) of Section 96.85 of Title 45 of the *Code of Federal Regulations*.

Effective July 1, 2022, contractors must use the revised Income Ranking Table located at http://www.cde.ca.gov/sp/cd/ci/documents/incomerankingtable2022.xlsx when determining enrollment priorities for families. The revised Income Ranking Table is not provided for purposes of determining eligibility for CSPP. Please note that this Income Ranking table goes to 100 percent of SMI (rank 100), and includes income up to 15 percent above the income threshold as well (rank 115), because there are some cases where families are served whose income exceeds 100 percent of SMI in CSPP, and contractors serving these families need to know how to prioritize them. As a result, please pay careful attention to the income and family size of the family and those indicators on the chart, along with the applicable statute, regulations, and Management Bulletin guidance that apply to enrolling children in those families.

Changes to the Child Development Management Information System (CDMIS)

The updated SMI boundary for FY 2022–23 will take effect in the CDMIS, beginning in the July 2022 CDD-801A Monthly Child Care Population report (CDD-801A) reporting period. The updated income boundaries will be reflected in the CDD-801A reporting fields for "Family Size" and "Monthly Family Income." Families that have been certified under a previous fiscal year's income rankings will continue to be able to be saved within the CDMIS.

Background

The *Education Code* (*EC*) Section 8213(c) requires the California Department of Finance to annually recalculate the SMI based on the most recent census data and pursuant to the formula set forth in *EC* Section 8213, and provide the calculations to the California Department of Education (CDE). The updated SMI calculations are used to revise the income ceilings used to determine a family's initial and ongoing eligibility for services, as part of the certification and recertification process, and to update the Income Ranking Table used for determining priority for enrollment.

In accordance with *EC* Section 8213(a) and (b) and pursuant to Assembly Bill (AB) 210 (Chapter 62, Statutes of 2022), for families to be eligible for CSPP services based on income, a family's adjusted monthly income must be at or below 100 percent of the SMI adjusted for family size. Notwithstanding any other law, *EC* Section 8208 provides that a part-day and full-day CSPP may provide services to children in families whose income is no more than 15 percent above the income eligibility threshold.

In addition, *EC* sections 8210 and 8211 require contractors to enroll families in priority order. The State Superintendent of Public Instruction adopts an Income Ranking Table, for purposes of determining enrollment priorities when the priority is related to a family's income level.

The *EC* sections 8210(a) and 8211(a) specify that the first priority for CSPP enrollment must be families with children who are receiving child protective services, or children who are at risk of abuse, neglect, or exploitation. Second priority for services is for children with exceptional needs whose family's income is below the income eligibility threshold. After the first two priorities, families must be enrolled following *EC* sections 8210 and 8211 and use the Income Ranking Table when enrollment priority is based on income ranking.

If you have any questions regarding the information in this MB, please contact your assigned Early Education Program Quality Implementation Regional Consultant via the CDE Consultant Regional Assignments web page at https://www.cde.ca.gov/sp/cd/ci/assignments.asp or by phone at 916-322-6233. For questions related to the CDD-801A income data fields in the CDMIS, please email CDMIS@cde.ca.gov.

This Management Bulletin is mandatory only to the extent that it cites a specific statutory and/or regulatory requirement. Any portion of this Management Bulletin that is not supported by a specific statutory and/or regulatory requirement is not prescriptive pursuant to California *EC* Section 33308.5.

Questions: Early Education Division | 916-322-6233

Last Reviewed: Tuesday, March 28, 2023

California DEPARTMENT OF EDUCATION

State of CA

Home / Learning Support / Nutrition / Rates, Eligibility Scales, & Funding

Income Eligibility Scales for School Year 2022–23

Income Eligibility Guidelines for Free and Reduced-price Meals or Free Milk in Child Nutrition Programs.

Income Eligibility Guidelines for Free and Reduced-price Meals or Free Milk in Child Nutrition Programs

Household is synonymous with family and means a group of related or unrelated individuals who are not residents of an institution or boarding house, but who are living as one economic unit sharing housing and all significant income and expenses. This scale does not apply to households that receive Supplemental Nutrition Assistance Program (SNAP) benefits—known as CalFresh in California, Food Distribution Program on Indian Reservations (FDPIR) benefits, or children who are recipients of Temporary Assistance for Needy Families—known as CalWORKs in California. Those children are automatically eligible for free meal benefits.

In the Adult Care Component of the Child and Adult Care Food Program, a household includes the adult participant and, if residing with the participant, the spouse as well as any persons who are economically dependent on the adult participant. This scale does not apply to members of SNAP households, or recipients of Supplemental Security Income, Medicaid (known as Medi-Cal in California), or FDPIR benefits. Those participants are automatically eligible for free meals.

Effective July 1, 2022, through June 30, 2023, participants from households with incomes at or below the following levels may be eligible for free or reduced-price meals or free milk.

Note: The new income calculations are based on annual figures and the following formulas: Monthly = annual income divided by 12; Twice Per Month = annual income divided by 24; Every Two Weeks = annual income divided by 26; and Weekly = annual income divided by 52. All dollar amounts are rounded up to the next whole dollar.

Free Eligibility Scale Meals, Snacks, and Milk

Household Size	Annual	Monthly	Twice Per Month	Every Two Weeks	Weekly
1	$ 17,667	$ 1,473	$ 737	$ 680	$ 340
2	$ 23,803	$ 1,984	$ 992	$ 916	$ 458
3	$ 29,939	$ 2,495	$ 1,248	$ 1,152	$ 576

4	$ 36,075	$ 3,007	$ 1,504	$ 1,388	$ 694
5	$ 42,211	$ 3,518	$ 1,759	$ 1,624	$ 812
6	$ 48,347	$ 4,029	$ 2,015	$ 1,860	$ 930
7	$ 54,483	$ 4,541	$ 2,271	$ 2,096	$ 1,048
8	$ 60,619	$ 5,052	$ 2,526	$ 2,332	$ 1,166
For each additional family member, add:	$ 6,136	$ 512	$ 256	$ 236	$ 118

Reduced-price Eligibility Scale
Meals and Snacks

Household Size	Annual	Monthly	Twice Per Month	Every Two Weeks	Weekly
1	$ 25,142	$ 2,096	$ 1,048	$ 967	$ 484
2	$ 33,874	$ 2,823	$ 1,412	$ 1,303	$ 652
3	$ 42,606	$ 3,551	$ 1,776	$ 1,639	$ 820
4	$ 51,338	$ 4,279	$ 2,140	$ 1,975	$ 988
5	$ 60,070	$ 5,006	$ 2,503	$ 2,311	$ 1,156
6	$ 68,802	$ 5,734	$ 2,867	$ 2,647	$ 1,324
7	$ 77,534	$ 6,462	$ 3,231	$ 2,983	$ 1,492
8	$ 86,266	$ 7,189	$ 3,595	$ 3,318	$ 1,659

For each additional family member, add:	$ 8,732	$ 728	$ 364	$ 336	$ 168

Questions: Nutrition Services Division | 800-952-5609

Last Reviewed: Wednesday, May 3, 2023

This institution is an equal opportunity provider.
Esta institución es un proveedor que ofrece igualdad de oportunidades.

SECTION: 5.0

ITEM: 5.6 RESOLUTION #2023-20: TRANSFER OF $12,991 FROM THE FUTURE CAPITAL CONSTRUCTION RESERVES FOR THE RECREATION MODULAR COURTYARD REPAIRS

INFORMATION: SEE ATTACHED INFORMATION

5.6 Cover Sheet: Resolution #2023-20: Transfer of $12,991 from the Future Capital Construction Reserves for the Recreation Modular Courtyard Repairs

Auburn Area Recreation and Park District Finance committee meeting, September, 2023; Board of Directors meeting, September, 2023.

The Issue

Shall the Auburn Area Recreation and Park District (District) approve and adopt Resolution #2023-20, a resolution authorizing the transfer of funds from the Future Capital Construction Reserves in the amount of **$12,991** to provide money to the general fund for the Recreation Modular Courtyard Repairs.

Background

On March 30, 2023, the Board of Directors approved the updated Project list for 2023-24 which included **$13,735** to be spent from Future Capital Reserves to contract for the Recreation Modular Courtyard Repairs.

Simpson & Simpson, Inc. was contracted to do the work. They completed the project in May 2023. The final cost for this project was $12,991.00 and payment has been made in full. The Youth Services Department was very pleased with the finished product and the children have made use of the area.

The general fund needs to be reimbursed in the amount of **$12,991** in which was approved for the expense from the Future Capital Construction Reserves.

Recommendation

The Finance Committee recommends approval by sending this to the Consent Calendar for the Board to review and adopt Resolution #2023-20; a resolution approving the transfer of the Future Capital Construction Reserves in the amount of **$12,991** to the General Fund as this is an appropriate use of these reserves.

Attachment:
Resolution Number 2023-20

RESOLUTION NUMBER 2023-20

A RESOLUTION OF THE GOVERNING BOARD OF DIRECTORS OF THE AUBURN AREA RECREATION AND PARK DISTRICT APPROVING THE TRANSFER OF FUNDS IN THE AMOUNT OF $12,991 FROM THE FUTURE CAPITAL CONSTRUCTION RESERVES.

WHEREAS, in March of 2023, the Auburn Area Recreation & Park District Board of Directors approved the Project List, including the Youth Services' Modular Courtyard Repairs for the fiscal year 2023-2024 to be funded from the Future Capital Construction Reserves, and;

WHEREAS, the Modular Courtyard Paving project was completed by Simpson and Simpson in May, 2023, and;

WHEREAS, $12,991 needs to be transferred into the General Fund from the Future Capital Construction Reserves, and;

THEREFORE, the Auburn Area Recreation and Park District Board of Directors does hereby resolve the following:

That the Auburn Area Recreation and Park District Board of Directors hereby transfers $12,991 from the Future Capital Construction Reserves to the General Fund for the completion of the Modular Courtyard paving.

APPROVED, PASSED, AND ADOPTED ON September 28, 2023 by the following roll call vote:

Ayes:

Noes:

Absent:

Abstain:

_____
James A. Gray
Chairman of the Governing Board

ATTEST:

_____
Clerk to the Governing Board

SECTION: 5.0

ITEM: 5.7 AMENDMENT OF THE OBSOLESCENCE LIST

INFORMATION: SEE ATTACHED INFORMATION

5.7 Cover Sheet - Amendment of the Obsolescence List

Auburn Area Recreation and Park District Finance Committee meeting, September, 2023; Board of Directors meeting, September, 2023.

The Issue

Shall the Auburn Recreation District (District) approve the 2023-2024 Updated Obsolescence List (Equipment Reserves)?

Background

The Obsolescence List is tied with the Equipment Reserves which provides the funding source to pay for new or rehabilitated assets. The District has amended the Obsolescence List with five changes.

Four changes are proposed in 2023-2024

- The **2000 Ford F350** that the District installed an engine in also incurred expenses to convert the truck from a Dump Truck to a flatbed Truck. This allowed the vehicle to be compliant with regulations moving forward. There was also some transmission work that was required. This moved the $26,000 project to **$39,130**.
- The Facilities and Grounds Manager is requesting a budget limit on the **replacement of the 2006 Ford Ranger** with a new vehicle at **$50,000**. It is currently on the Obsolescence for $40,000.
- The new **Turf Star Mower** was budgeted for $156,603. It came in below budget at **$150,025**. The Obsolescence list is reflecting that savings.
- A new **IntelliPro VSF Flow Pump** had to be replaced at Placer Hills Pool. The proposed Obsolescence List reflects the adding of that pump for **$3,138**.

One change is proposed in 2024-2025

- One **Scoreboard for Beggs Field**, estimated at $15,000. Share of cost with Auburn Little League will be a 50/50 split.

Recommendation for the Finance Committee

The finance Committee recommends approval and forwards this to the consent calendar for the Board to review and approve the updated Obsolescence List for 2023-2024.

Fiscal Impact

The fiscal impact for this is update is an increase of $32,846 for 2023-2024. The fiscal impact for this update is also an increase of $7,500 for 2024-2025.

Attachment

5- year Obsolescence List

Auburn Recreation District Park Obsolescence List

2023/2024

FUNDING SOURCE

Estimated balance				Orig	year to be	New	862,073	0	
ITEM	**Acquired**	**Purchase $**	**Life**	**Repl Date**	**Replaced**	**Acquisition Cost**	**Equip Reserve**	**General Fund**	
Vehicles									
2006 Ford Ranger vin 95264 **unit 19**	2006	$11,000	12	2018	2023	$40,000	$50,000		
New Ford F350 Truck to tow dump trailer					2023	$75,000	$75,000		✓
Truck engine & costs to convert Dump truck to flatbed					2023	$26,000	$39,130	Moved fr 22-23	✓
Gators									
Gator Cart #6	2012	9,200	10	2022	2023	18,000	$18,000		
Facilities									
Rec Park offices carpet (600 sq.ft. est) REC only	2006		12	2018	2023	$3,400	$5,000		
Rec Park lobby and hallway carpet (2500 sq.ft.)	2012	$9,900	10	2022	2023	13,365	14,000		
Rec Park offices carpet (800 sq.ft. est)(YS/CS)	2006		12	2018	2023	$4,000	$5,000		
Mowers									
Jacobsen R311T 59HP Wide Cut mower (model 69178)	2015	$60,701	18	2033	2023			**Burned in Fire**	✓
Purchased: Turf Star -						$156,603	$150,025		✓
Heat & Air Units									
Overlook Modular Bard HVAC	Unknown	$5,000	15	2023	2023	$8,000	$8,000		
Grounds Equipment									
Advance 320 Floor Scrubber	1992	$4,000	32	2022	2024	9,000	$9,000		
Honda UE2000i Generator	2014	2,256	10	2024	2024	$3,046	$0	$3,046	
Pro Force Blower	(new)					$12,000	$12,000		
Pools									
Sierra Pool Umbrella #3 of 3	2021	830	7	2019	2023	952	0	$952	✓
IntelliPro VSF Variable Speed & Flow Pump (PH POOL)	2022	4,257					3,138		✓
Circulation pump, Splash pool	2015	4,600	8	2023	2023	6,000	6,000		
Self-Closing Gate at Sierra Pool						3,000	3,000		
Rec Equipment									
Portable Mound						$4,000	$4,000		
Pumps									
RH VFD/Filter for Pond Pump	Unknown			2022	2023	$80,000	$80,000		
Winchester Park irrigation pump install	2002	$4,600	8	2010	2022	30,356	$30,356		✓
TOTAL							511,649	3,998	
Estimated Balance Remaining							350,424		

Auburn Recreation District Park Obsolescence List

2024/2025

FUNDING SOURCE

Estimated balance				Orig	year to be	New	470,424	0
ITEM	**Acquired**	**Purchase $**	**Life**	**Repl Date**	**Replaced**	**Acquisition Cost**	**Equip Reserve**	**Genl Fund/Inkind**
Vehicles								
2005 Dodge 2500 vin 831735 **unit 24**	2005	$21,410	12	2017	2024	44,000	$44,000	
Gators								
John Deere Gator **#1**	2013	$8,080	10	2023	2024	$21,000	$21,000	
Mowers								
Brush Mower FH541VB15586 (Pull Behind)	2009	$3,189	15	2024	2024	$4,900	$4,900	
Pools								
Sierra Pool Umbrella #1 of 3	2021	$830	3	2024	2024	$990	$0	$990
Facilities								
Commercial Refrigerator (CVCC)	2002	$1,962	15	2017	2024	$5,000		$5,000
Commercial Refrigerator (REC)	Ukn					$5,000		$5,000
Storage Building						$17,000	$17,000	
Lakeside Room carpet (1,365 sq.ft.;carpet tiles)	2007	4,500	15	2022	2023	11,000	$11,000	
Grounds Equipment								
Baldor ECP400T 15HP Motor	2015	2,484	10	2025	2025	$3,353	$0	$3,353
SDI 100-9K6M Sprayer	2005	7,997	19	2024	2024	$13,315	13,315	
Rec Equipment								
Regional Shade Structure -pickleball	2011	3,556	10	2021	2024	$5,000	$0	$5,000
Regional Park Scoreboard for C Field	2002	2,367	20	2022	2024	$7,600	$0	$7,600
Scoreboard for Beggs Field					2024	$15,000	$7,500	$7,500
Pumps								
Recreation Park irrigation pump/motor (rebuilt '19)	2006	$4,600	8	2014	2024	$80,000	$80,000	
Heat & Air Units								
Rec building - Youth services office HVAC 3.5 ton	2007		18	2025	2025	$20,000	$20,000	
TOTAL							218,715	34,443
Estimated Balance Remaining							251,709	

Auburn Recreation District Park Obsolescence List

2025/2026

FUNDING SOURCE

Estimated balance				Orig	year to be	New	369,209	0
ITEM	**Acquired**	**Purchase $**	**Life**	**Repl Date**	**Replaced**	**Acquisition Cost**	**Equip Reserve**	**Genl Fund**
Vehicles								
2007 Ford Ranger vin 95264 **unit 10**	2006	$11,327	12	2018	2025	$40,000	$40,000	
Gators								
Gator Cart **#5**	2012	9,200	10	2022	2025	21,000	$21,000	
Mowers								
Facilities								
Heat & Air Units								
Recreation HVAC #7 Unit	Uknown	$10,000	18	2025	2025	$15,000	$15,000	
Rec building - cust serv. HVAC	2008	$6,038	18	2026	2026	$12,000	$12,000	
Rec building - Women's Restroom Heater	2008	$2,000	18	2026	2026	$6,000		$6,000
Pools								
Heater, Sierra Pool	2018	$51,645	8	2026	2026	$66,106	$66,106	
Sierra Pool Lift						$10,000		$10,000
Sierra Pool Umbrella #2 of 3	2012	807	7	2025	2025	$1,029	$0	$1,029
Placer Hills Pool Cover	2022	$4,133	4	2026	2026	$4,500	$0	$4,500
Rec Equipment								
Daktronics scoreboard, Recreation Park gym	2005	$3,468	15	2018	2023	$7,685	$0	$7,685
TOTAL							154,106	29,214
Estimated Balance Remaining							215,103	

Auburn Recreation District Park Obsolescence List

2026/2027

FUNDING SOURCE

Estimated balance				Orig	year to be	New	345,103	0
ITEM	**Acquired**	**Purchase $**	**Life**	**Repl Date**	**Replaced**	**Acquisition Cost**	**Equip Reserve**	**Genl Fund**
Vehicles								
2007 Ford F-250 4WD vin 63864 **unit 8**	2007	$24,237	15	2017	2026	$45,000	$45,000	
Gators								
John Deere Gator w/lift (114178589)	2015	$9,668	10	2025	2026	22,000	$21,000	
Mowers								
Facilities								
Heat & Air Units								
Rec building - lobby HVAC	2008	$9,000	19	2027	2027	$15,000	$15,000	
Rec building - Women's Restroom Heater	2008	$2,000	19	2027	2027	$6,000	$0	$6,000
Regional Facility Attendant office HVAC	2008	$8,000	19	2027	2027	$15,000	$15,000	
Camera Systems								
Pumps								
Pool Equipment								
PH Pool circulation pump	2019	$3,400	8	2026	2026	$4,352	$0	$4,352
Sierra Pool Umbrella #3 of 3	2023	850	7	2019	2026	1,070	0	$1,070
Sierra Pool Cover	2022	13,377	4	2026	2026	14,700	14,700	
TOTAL							96,000	11,422
Estimated Balance Remaining							249,103	

Auburn Recreation District Park Obsolescence List

2027/2028

FUNDING SOURCE

Estimated balance				Orig	year to be	New	389,103	0
ITEM	**Acquired**	**Purchase $**	**Life**	**Repl Date**	**Replaced**	**Acquisition Cost**	**Equip Reserve**	**Genl Fund**
Vehicles								
2013 F150 vin 11454 **unit**	2013	$19,559	13	2026	2027	$33,000	$33,000	
Gators								
Computer Equipment								
Rec Park Server	2022	9,106	5	2022	2027	$12,060	$12,060	
CVCC server	2022	9,884	5	2022	2027	$12,060	$12,060	
Grounds Equipment								
Sweepster V62 pull behind leaf vacuum	2003	$21,610	25	2028	2028	$40,618	$40,518	
Facilities								
MV Park picnic units	2006		20	2026	2027	$20,000	$20,000	
Rec Park picnic units	2006		20	2026	2028	$21,000	$21,000	
Camera Systems								
Heat & Air Units								
Pool Equipment								
Sierra Pool Umbrella #1 of 3	2024	$850	3	2027	2027	$1,107	$0	$1,107
TOTAL							138,638	1,107
Estimated Balance Remaining							250,465	

SECTION: 6.0 BOARD AND VANDALISM REPORTS

INFORMATION: SEE ATTACHMENTS

Kahl Muscott
District Administrator
Report to the Board of Directors
September, 2023

- We have hired and started onboarding one of our new FT Park Workers, with two more getting ready to start.
- We are interviewing for 2 PT Facility Attendant/Custodians. We hope to have these positions hired and working by the end of October.
- COVID has again hit ARD, with four recent cases effecting staff (two were away from work when they were infected).
- The newly renovated tennis courts at Regional Park were completed and opened, however it appears as irrigation water got on the surface before it dried and there is some paint running. The crew is already on site as they work on the pickleball courts, so they will get the paint runs touched up.
- The newly renovated Regional Park pickleball courts are open and being used, as is the newly renovated Meadow Vista Park tennis court.
- The temporary trailer that will serve as the Recreation Park maintenance shop has been delivered and being used. This will be the home for the Recreation Park maintenance staff through approximately early spring.
- Feed the Hungry of Auburn, the organization that has provided hundreds of toys to ARD to use in the Santa's Toy Chest and Floating Easter Egg events, will be using the American River Room (downstairs at CVCC) October – January to sort and distribute toys.
- The PHS girls volleyball team covered graffiti at both Overlook Park and Bicentennial Park on September 9th.
- The 8th Ain't Necessarily Dead Festival was a rousing success, featuring our biggest crowd ever.

Meetings and events attended or scheduled to attend

9/5: Rotary
9/6: Budget revisions meetings (x3)
9/6: Festival of Lights Committee meeting
9/12: Rotary
9/14: Rec Park maintenance shop fire bi-weekly Zoom meeting
9/14: Placer County Resource Conservation District re: Atwood III contract
9/15: Dead Fest set up
9/16: Ain't Necessarily Dead Festival
9/18: A&D Committee meeting
9/19: Rotary
9/20: Policy Committee
9/20: Finance Committee
9/21: Safety Committee
9/21: Bridget Powers re: Auburn Senior Center
9/23: Rotary Club of Auburn Community BBQ
9/26: CARPD GM Roundtable (Zoom)
9/26: Rotary
9/27: ARD Manager's meeting
9/28 – 10/1: Great Auburn Obstacle Race set up and event

Mark Brunner
Recreation Services Manger
Report to the Board of Directors
September, 2023

Aquatics

- Our Masters Swim Instructor, Joe Carlson, passed his lifeguard instructor course. Joe will be our second lifeguard instructor for our spring lifeguard courses. This will allow us to double the size of our lifeguard classes. Which hopefully will allow us to be able to recruit more lifeguards for next summer.

Adult Sports

- The Fall Adult Basketball is mid-way through its season. The next Fall league will begin on October 26.
- Fall Adult Softball is open for registration. Fall softball leagues will begin the first week of October.
- Adult Bocce Ball League began on September 17. The league has six teams registered this season.

Special Events

- Kidzapalooza event was held at Recreation Park on September 7th. The event featured several hands on kids booths, a chance for kids to play instruments, and bounces houses. The free event exceeded our expectations with over 500 plus kids and parents in attendance. This event was sponsored by Jamie Ross and Beats By Lyrics.
- The Harvest Festival is quickly approaching and will take place at Recreation Park on October 21. The festival is already sold out of vendor spaces.
- The Ain't Necessarily Dead Music Festival was held on September 16 at Regional Park. This year's event set a record attendance for a Dead Fest with an estimated 5,000 people in attendance throughout the day. This year's festival was headlined by Stu Allen and Mars Hotel. A big thank to you 1849 Brewery for being this year's headline sponsor and donating 20 kegs of beer and a beer trailer for the event.
- I have joined the Auburn Police Chief's Advisory Committee. The group meets on the second Tuesday of each month. Through this partnership, we are hoping to be able to collaborate with APD to help create more community events.

Youth Sports

- The Youth Basketball Development League (YDL), registration will open online for registration on August 1. Registration will run all the way to October 27. Teams will begin practicing on December 1. Currently, there are 300 children registered for the league. It is expected that the league will register over 900 basketball players.

Veona Galbraith
Administrative Services Manager
Report to the Board of Directors
September, 2023

(Please see my summary report right before the August's Financials)

Appointments to Note for July:
- 4 CivicRec online meetings
- Meeting with Director Ingle, concerning F & G staff experience starting pay
- Consultation with Tutor Totter regarding delinquent account
- Leadership Auburn meeting
- Employee Assistance Program training for CAPRI
- Rec Shop Fire loss meeting
- Manager meeting to discuss EAP (Employee Assistance Program)

Appointments to Note for August:
- CalPERS Heath Insurance training
- 4 Rec Shop Fire Loss update meetings
- Pickleball MOU Meeting

Caleb Porter
Youth Services Manager
Report to the Board of Directors
September, 2023

Monthly Recap:

Staff and students have been enjoying the weather starting to cool. Our school year programming has continued all month and we have been in the full swing of things. At all sites we have an amazing bunch of students and I have heard positive feedback from parents at all sites about our programs.

We also held a one-day Camp that occurred the day after Labor Day due to AUSD having the day off. The weather was fantastic that day and the students enjoyed being outside as much as possible and doing various outside activities.

Upcoming Month:

Besides the continuation of the school year programs, we will be hosting two camps. The first will be the first week of October, the 2nd to the 6th, due to Newcastle being off. The second being October 30th, the Monday before Halloween due to AUSD having the day off. We expect to have a good group of students and fun, engaging activities for both camps.

Mike Scheele
Landscape Architect/Project Manager
Report to the Board of Directors
September, 2023

RECREATION PARK

- **Day Camp Modular Buildings ADA Parking Improvements Project:** A quote has been accepted for a barrier rail at the steep ADA parking slope and it was installed on 9/22. Staff will place reflective stickers on it.

- **Rec. Shop Fire:** Revised building repair drawings which show the added building code improvements was received and reviewed by the district. Comments/redlines were compiled and sent to the engineer who is now revising the plans in an effort to get an acceptable set turned into the City Building Department as soon as possible. The temporary building for maintenance staff was delivered/set in place on 9/13 and should be ready for staff move-in on 9/25. Computer stations are almost set up as of 9/22. Biweekly Zoom calls are ongoing. District has been assisting the insurers by getting quotes and hiring contractors to do minor repair work and has now spent past the district deductible (10K). Insurers will need to reimburse the district for fire repair costs above this amount.

- **Rec. Shop Floor Reinforcement Project:** Building Code improvements the shop requires due to the fire will be addressing these issues.

- **Gym Locker Room Floor:** Locker Room Floor needs to be re-epoxied and fresh quotes need to be obtained this Fall/Winter to see what level of bidding the project will need to go through.

- **Sewer Line at South Restroom:** Tree roots have compromised this piping and repairs are needed. Quotes need to be obtained this fall/winter. Sewer line is cracked but still functional.

- **Pool Deck Joint Repairs:** Soliciting quotes.

- **Pool Emergency Exits:** Panic/emergency exit hardware has been installed. Signage to follow.

- **Plumbing Infrastructure:** Soliciting quotes.

- **Splash Pool Repair-Part 2:** Repairs are in progress.

MEADOW VISTA & PLACER HILLS PARKS

- **Pickle Ball Court Resurfacing Project:** Project was completed last month. Numerous positive comments have been received by the public. Pickleball group in MV starting to raise funds for a new concrete bench area and new gate to assist with circulation/safety.

- **Tennis Court Crack Repair/resurfacing Project:** Project was completed and the court was opened back up to the public on Monday, 9/18.

- **Plumbing Infrastructure:** Scope of work needs to be finalized and quotes obtained.

- **Placer Hills Pool Fence Mow band:** Scope of work needs to be finalized and quotes obtained.

ASHFORD PARK

- **Levee Repairs & Paving Project:** No New Action. The spillway vegetation and fencing/gate work have been completed however the vegetation removal may need to be re-done as it grew back so quickly. This will allow contractors access to the culvert and the ability to put together bids for the work.

- **Retaining Wall @ Auburn Ravine Parking Area Investigation Project:** No New Action. Staff will be obtaining preliminary pricing from geotechnical engineers to provide a report for this work.

OVERLOOK PARK

- **Two Interpretive Signs Project:** No New Action. Bureau and other stakeholders need to be consulted, signage program needs to be developed, sign designs and locations needs to be established, signs need to be ordered and then quotes need to be obtained by contractors for installation.

REGIONAL PARK & MARRIOTT MEADOWS SITE

- **Marriott Meadows Park Site Development Project:** No New Action. Staff is still waiting for Placer County approval of a proposed modified sanitary sewer connection that will save the project 80-100K and needs this info in order to finish redlining the construction document set. Staff is still waiting for comments & content from the UAIC to design the final drafts of the Ridge Runners and Nisenan Cultural History signs and just heard from them that they will provide this info by the end of the first week in July. Staff had made some progress on getting the Mt. Vernon property re-listed for sale but the person that was interested has stopped making contact. Staff has applied for a Clean California (Caltrans) Grant in the amount of $700,000.00 to backfill the current budget shortfall on the project. Results of this application won't be known until this September. Annexation of the park's restroom into the Placer County Sanitation District occurred on 6/13/23. Staff is optimistic that this will allow the review of the restroom sanitary sewer design to proceed.

- **Plumbing Infrastructure:** Work scope needs to be finalized and quotes obtained.

- **Re-Pave Park Drive and Parking Lot:** Staff consulted with a paving contractor last year to come up with the current $80K construction estimate. This formal-bid project will be pushed to next fiscal year and the estimate will need to be updated.

- **New Vault Toilet at Dry Creek:** Project has been removed from the project list.

- **Pond Leak Investigation Project:** No New Action. Staff will be obtaining quotes from engineers to do this study as well as researching less intensive methods to stop the seepage through the pond levee.

- **Pickle Ball and Tennis Court Crack Repair/surfacing Project:** All court projects have been completed. Tennis courts were re-opened on 9/8 and pickleball courts re-opened on 9/20.

CANYON VIEW COMMUNITY CENTER (CVCC)

- **Bike Park, Signage etc.:** Numerous small bike park signs remain to be installed and the bike park volunteers have had many others prepared and installed around the park. After reviewing which signs still need to be installed, the district will pay for materials and bike park volunteers will build and install the signs. Likely winter work when the soil is softer.

RAILHEAD PARK

- **Parking Lot Repair/re-seal Project:** Staff has obtained preliminary pricing from paving contractors for this work. This work will need to be pushed to next fiscal year.

WINCHESTER/SUGAR PINE RIDGE PARK

- **Booster Pump & Filter Replacement Project:** New, correct pump has been installed and the wrong one delivered back to the vendor. Rainbird will be invoiced for the change order work incurred to put in the temporary pump. This could take a while as they are already questioning the costs.

AUBURN ELEMENTARY MODULARS

- **Discovery Club Modular Roof Repair Project:** No New Action. Project work is on hold pending the currently on-going school closure discussion.

SCHOOL PARK PRESERVE PICKLEBALL COURTS

- **Joint project with City of Auburn and Sky View Foundation:** Project has been pushed out to spring 2024 to insure better work conditions for the (primarily) asphalt work project. Anticipate bidding in March for a May/June construction period.

MULTI PARK ITEMS

- **Energy Efficient Upgrades:** Centrica's electrical subcontractor (Qualite) finished the punch list and made some repairs at James field. Field lights appear to be working properly. Centrica will be coming out to Regional Park and fixing some pathway lights and photo cells under warranty.

MISCELLANEOUS ITEMS

- Hand-watering the new trees at Rec Park, research into installation of bike racks at Rec Park and CVCC, parking bumpers and low clearance stickers for placement on and around new solar arrays in parking lots as well as

Manouch Shirvanioun
Customer Service/Marketing Manager
Report to the Board of Directors
September, 2023

- Received Auburn Little League's Fall Ball schedule
- In the process of reviewing a reservation request for a possible annual New Years's Eve event at Meadow Vista Park. This community event will include fireworks
- Received a request from PCSO to integrate our video surveillance system with theirs to utilize for real-time access by dispatch
- Reviewed and approved Fee Waivers
- Leadership Executive Committee Meetings
- Attended Chamber Ambassador Ribbon Cutting visits

FUSUSCONNECT PROGRAM

HELPING TO CREATE A SAFER, MORE CONNECTED COMMUNITY

A safer, more connected community is only a few steps away, all while using existing equipment



Participating in the FususCONNECT Program enables law enforcement to respond to incidents at various community locations faster, equips deputies with advance knowledge of the situation, helps keep our residents and business owners safer, and builds closer ties within our community.

What is the FususCONNECT Donor Site Initiative?

The FususCONNECT Donor Site Initiative is a partnership directly with the Placer County Sheriff's Office. The program enables you to share live video feeds with law enforcement in emergencies to improve community safety and situational awareness for the Placer County Sheriff's Office.

What do I need to participate in the program?

A fūsusCORE will be provided to you, this appliance will create the virtual bridge in between your business and the Placer County Sheriff's Office in case of any emergency.

Will this impact my network?

There will be no impact to your network, the appliance builds a separate tunnel on a secure network to transmit alerts and video to law enforcement.

What are some locations I can consider for the Donor Site Initiative?

- Apartment Complexes/Housing Communities
- Public/Private Schools
- Day Cares
- Convenience Stores/Gas Stations
- Restaurants/Bars/Lounges
- Retail Locations

What information should you provide to Fusus on the Donor site?

Scan the QR Code to the left to view or enter all necessary information needed for each donor site.

For more information or to schedule an installation, contact fūsus directly with the information below.

Jacob Nissen | FususCONNECT Advocate
(770) 574 – 4623

COLLABORATING TO KEEP PLACER COUNTY SAFE

Help create a safer Placer County by enrolling in our Community Camera Sharing Program!



Sharing your camera feed enables the Placer County Sheriff's Office to respond to incidents at your location faster and equips deputies with advance knowledge of the situation. It will keep our residents and business owners safer and build closer ties within our community.

INCREASING SAFETY. RESPECTING PRIVACY.

- Our new Connect Placer County Program enables you to share live video feeds with the Placer County Sheriff's Office in emergencies to improve community safety and law enforcement response.
- Access to your cameras is conditional upon mutual agreement between you and the Placer County Sheriff's Office and will only be accessed in the event of a criminal incident or emergency at your location.

What is Fusus and how does it work?

Scan the QR Code to watch a short video.

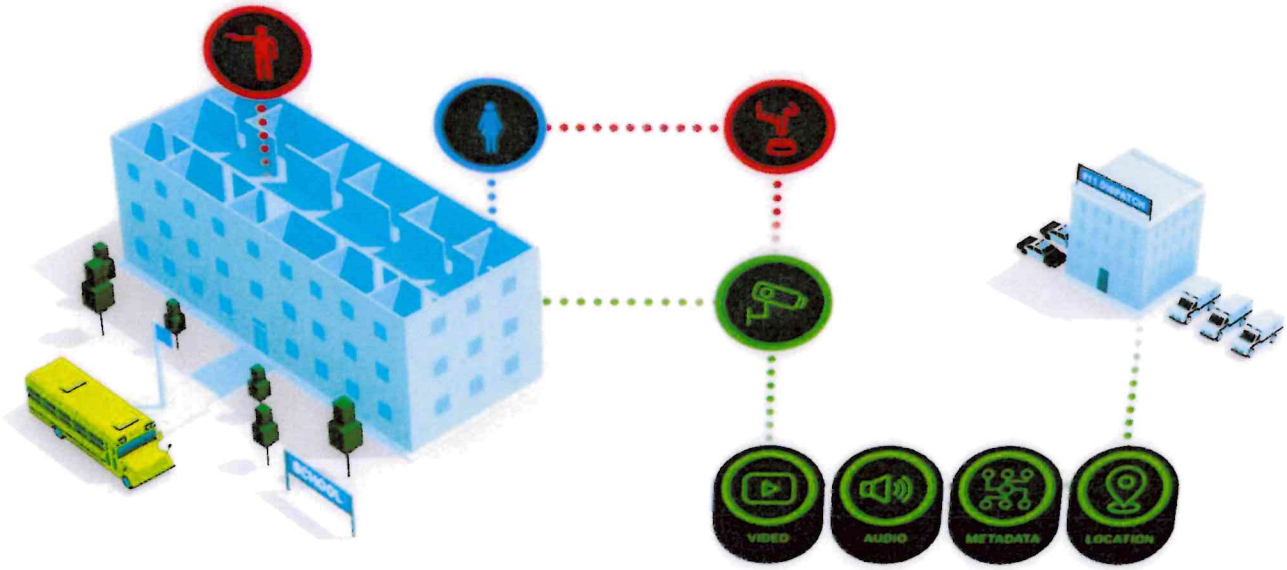

Jesse Williams
Facilities & Grounds Manager
Report to the Board of Directors
August, 2023

American River Canyon Overlook Park, Auburn Elementary School, Canyon View Community Center, Christian Valley Park, Recreation Park, Regional Park, Rock Creek Elementary School, Skyridge Elementary School:

- Proactive heating maintenance and filter change performed by Steffen's HVAC Services.

Ashford Park:

- Serviced the #15 truck.
- Laid Turbo Rhizomatous Tall Fescue sod within Ashley Memorial Dog Park. Turbo Rhizomatous Tall Fescue is a spreading type fescue variety that has a deep rich green color and fine textured, is rated as "very good" in overall turf performance, is endophyte enhanced for added insect and stress tolerance and is considered "preferred" in regards to turf varieties.

Meadow Vista Park:

- Serviced the Groundsmaster 4000 Series Rough Mower.

Placer Hills Park:

- Lifeguard First Aid and Safety replaced our eye wash station.

Recreation Park:

- Performed smog check on the #19, #28 and #30 trucks.
- Serviced the #30 and #31 trucks.
- Lifeguard First Aid and Safety serviced our eye wash station.
- Road Kill Welding repaired two vehicle access gates.
- Norris Electric replaced a breaker.

Shockley Woods Property:

- Continued working on replacing the existing steel cable fence with a new chain fence and extending its boundaries.

	AUGUST VANDALISM REPORT	LABOR COSTS		MATERIAL COSTS
8/11/2023	Regional Park - Basics, Pin Support	$94.48		$276.69
8/11/2023	Auburn Bike Park - Break thru Satin Paint	$87.28		$34.42
	Total Labor for July	$181.76	Total Material for July	$311.11
	Total Labor for Fiscal Year 2023-24	$0.00	Total Material for Fiscal Year 2023-24	$1,382.34

Total Labor for Fiscal Year 2022-2023 $1,261.25 al Material for Fiscal Year 2022-23 $7,960.72

8.1 Cover Sheet – Resolution #2023-21 Purchase of a used/new vehicle

Auburn Area Recreation and Park District Finance Committee meeting September, 2023; Board of Directors meeting September, 2023

The Issue

Shall the Auburn Area Recreation and Park District (ARD) approve and adopt Resolution #2023-21, authorizing the District Administrator (or his designee) to purchase a used or new vehicle, with an amount not to exceed $50,000?

Background

ARD has the replacement of a Ford Ranger on the 2023 Obsolescence List for $40,000.

ARD staff is recommending that the amount for the replacement of the vehicle be increased to $50,000 to compensate for recent inflation.

All purchases over $25,000 must be approved by the Board of Directors. District policy states the following (in part):

II. Purchasing

A. Purchasing Agent(s). The District Administrator or a designated manager shall serve as the purchasing agent for the District, and will be vested with the authority to purchase supplies, materials, services and equipment within annual budgetary authority limits as follows:

Purchasing Agent:

District Administrator: $25,000/purchase

Section IV (Competitive Bidding) also states the following:

D. Purchases of Equipment Valued Over Five Thousand Dollars ($5,000). For equipment estimated to cost more than Five Thousand Dollars ($5,000), three quotations from different vendors will be sought, when available. Contracts for equipment costing more than $25,000 shall be approved by the Board of Directors.

Recommendation for the Board of Directors

The Finance Committee had a split recommendation. Director Ingle recommended approving and adopting Resolution #2023-21, authorizing the District Administrator (or his designee) to purchase a used or new vehicle, with an amount not to exceed $50,000.

Director Ainsleigh sent a recommendation to consider approving and adopting Resolution #2023-21, authorizing the District Administrator (or his designee) to purchase a used or new vehicle, with an amount not to exceed $50,000.

Fiscal Impact

Not to exceed $50,000. This purchase will come from the Equipment Replacement Fund, which had $793,307 as of 6/30/23.

The estimated cost for replacing the vehicle was originally $40,000. Staff is proposing to increase that amount to $50,000 due to inflation.

Attachments

Resolution 2023-21

RESOLUTION NUMBER 2023-21

A RESOLUTION OF THE GOVERNING BOARD OF DIRECTORS OF THE AUBURN AREA RECREATION AND PARK DISTRICT APPROVING THE PURCHASE OF A USED OR NEW VEHICLE, NOT TO EXCEED $50,000

WHEREAS the Auburn Area Recreation and Park District Board of Directors has created an Equipment Reserve Fund to assist with the purchase of new and replacement equipment, and

WHEREAS the District is in need of a vehicle for continued operations, and

WHEREAS staff will perform its due diligence in reviewing and selecting a used or new vehicle for purchase, and

WHEREAS the purchase of a new or used truck will be predicated on the best deal available at the time, THEREFORE

The Auburn Area Recreation and Park District Board of Directors, does hereby resolve the following:

That the Auburn Area Recreation and Park District authorizes the District Administrator or designee to purchase a used or new vehicle for an amount not to exceed $50,000.

APPROVED, PASSED, AND ADOPTED ON September 28, 2023 by the following roll call vote:

Ayes:

Noes:

Absent:

Abstain:

_____
James A. Gray
Chairman of the Governing Board

ATTEST:

_____
Clerk to the Governing Board

8.2 Cover sheet – Amending 2023/2024 Project List and CIP

Auburn Area Recreation and Park District Acquisition and Development Committee September, 2023; Board of Directors meeting September, 2023

The Issue

Shall the Auburn Recreation District amend the existing 2023/2024 Project List and Capital Improvement Project List (CIP) to coincide with the FY 23/24 Budget Revision?

Background

The ARD Board of Directors approved the 2023/2024 Project List and CIP in March, 2023, and amended those documents in May, 2023.

As staff prepared the budget revision for FY 2023/2024, a proposed revision was also made to the 2023/2024 Project List and Five-Year CIP.

A list of those proposed revisions, as well as a spread sheet showing those revisions, is attached. All changes from the previously approved Project List and CIP are noted with corresponding highlights. The main changes to the FY 23/24 Project List are as follows:

- Changing the amount spent for the new ADA parking stalls at Recreation Park
- Changing the funding distribution for the Splash Pool repairs
- Adding new locks, closures and emergency exit gate at Sierra Pool
- Adding the deductible for the Rec Park maintenance shop fire
- Adding in the replacement of the scoreboard at Beggs Field
- Removing the MV irrigation pump/VFD replacement as we were able to repair it
- Changing the amount for the Meadow Vista pickleball and tennis repairs to reflect actual costs
- Changing the amount for the Regional Park pickleball and tennis repairs to reflect actual costs
- Adding the Regional gym locker room/bathroom and gym roof repair project
- Adding the Auburn Elementary modular roof repair
- Adding the deductible for the Overlook modular siding repair
- Adding signage for the Auburn Bike Park

The main changes to the FY 24/25 Project List (next year's project list) are as follows:

- Adding Beggs Field score booth stair replacement
- Adding an emergency exit out of Recreation Park onto Auburn/Folsom Rd.
- Completing the concrete apron around the picnic units at Recreation Park
- Pushed back (from 23/24) the Recreation Park shop mural
- Pushed back (from 23/24) the new pickleball courts at City Hall
- Adding locker room floor repairs at Placer Hills Pool
- Adding a new scoreboard at MV Park baseball field
- Pushed back (from 23/24) Regional Park pond leak investigation
- Pushed back (from 23/24) repaving Park Dr. at Regional Park
- Pushed back (from 23/24) levee repairs at Ashford Park
- Pushed back (from 23/24) Railhead Park parking lot repairs

District Policy, Section H states:

3. Project List: The yearly Project List may include all funded items from that Fiscal Year's Capital Improvement Plan plus all planned General Fund projects costing an estimated $5,000 or more. The Project List may be amended throughout the year if a project is identified after the creation and approval of the list. The Project List should be presented to the Board for approval by May of each Fiscal Year.

Recommendation for Board of Directors

The A&D Committee sent a positive recommendation to the Board to direct staff to continue to begin preliminary work, provide appropriate environmental analysis and go to bid as appropriate for the projects on the proposed amended FY 23/24 Project List, and approve the Five-Year Plan Update.

Alternatives Available

1. Bring this item back to a subsequent A&D Committee meeting for further review

Fiscal Impact

The estimated costs and proposed funding for each project are included on the project list.

Attachments

FY 2023/2024 Project List and CIP - PROPOSED
FY 2023/2024 Project List and CIP - EXISTING

Auburn Recreation District Five Year Project List

Yellow = updated number or new project to list

Green = moved from a previous year

Project List

2023/2024

PROJECT	Est. Cost	Spent in Prior Year(s)	Gen. Fund	ADA	Reserve	Cnty. Mit.	City Mit.	Grants	COVID Relief Funds	
Estimated balance				35,032	977,374	523,375	282,945	2,333,927	267,874	
Recreation Park										
~~Driveway valve box repair~~	2,500		2,500							
Locker room Floor	25,000								25,000	
Rec Mod courtyard repairs	12,991				12,991					Done
Replace sewer line, back restroom	30,000								30,000	
Sierra Pool deck expansion joint repair	15,000								15,000	
~~Rec Shop Floor Repairs~~									-	removed as insurance is covering
ADA parking at Mods	23,000			23,000						Done; was budgeted at $15,000
Plumbing infrastructure repairs	15,000								15,000	
Splash Pool repair part 2	46,000				35,038				10962	was all reserve
Locks, gates, Emergency exit gates at Sierra Pool	16,233				16,233					
Maint. Shop fire (deductible)	10,000				10,000					
Beggs Scoreboard	15,000									15000 Equip Reserve
City Hall/School Park Preserve										
New pickleball courts (design and review)	14,000						14,000			
Meadow Vista items										
PH Pool fence mow strip	25,000				25,000					
Plumbing infrastructure repairs	15,000								15,000	
MV Irrigation pump VFD replacement										12,000 equip. reserve; came in less; remove
Pickleball/Tennis Court repairs	96,355				96,355					
Winchester										
Booster pump Install	29,918									28,918 equipment Reserve
Regional Park										
Tennis/pickleball courts surfaces	114,837				114,937					
Marriott Meadows reserves	150,000				150,000					
Marriott Meadows construction docs & related work	40,431							40,431.00		
~~New vault toilet, Dry Creek end~~										Postponed - $45,000
Plumbing infrastructure upgrades	20,000								20,000	
Gym and locker room roof repair	18,000								18,000	
Ashford Park										
Retaining wall investigation	10,000				10,000					
Auburn Elementary										
Modular Roof repair	11,000								11,000	
Overlook Park										
Interpretive Signage (2 x $5K)	10,000				10,000					
Modular roof and siding repair (deductible)	7,500				7,500					
Railhead Park										
New pump and filter	80,000									80,000 equipment reserve
Auburn Bike Park										
Signage	4,800				4,800					
TOTAL	857,565	0	2,500	23,000	492,854	0	14,000	40,431	159962	
Estimated Balance Remaining				12,032	484,520	523,375	268,945	2,293,496	107,912	

Note: Assumes $50,000/year in County Mitigation Fees

Note: Assumes $5000/year in ADA reserve funds

Note: Assumes $10,000/year in city mitigation

Note: Assumes $90,000 added to FCC this year

Note: Placer County to use approx. $350,000

Proposed

Auburn Recreation District Five Year Project List

Yellow = updated number or new project to list

Green = moved from a previous year

2024/2025

PROJECT	Est. Cost	Spent in prior years	Gen. Fund	ADA	Reserve	Cnty. Mit.	City Mit.	Grants	In Kind	Relief Funds	Postponed
Estimated balance				17,032	534,520	573,375	278,945	2,293,496		107,912	
Recreation Park											
North (Front) Playground	120,000						120,000				
North Playground, Path of Travel	30,000						30,000				
Beggs staircase replacement (metal)	15,000				15,000						
Emergency exit on to Auburn Folsom Rd.	15,000						15,000				
Picnic unit concrete apron	5,000				5,000						
Painting/mural maintenance shop building	3,000				3,000				-		From 23/24
City Hall/School Park Preserve	0										
New pickleball courts (ARD portion)	65,000						65,000				
Meadow Vista Park											
~~Pond island renovation~~											100,000
PH Pool locker room floor	15,000				15,000						
MV baseball field scoreboard	20,000					15,000			5000		15,000
Regional Park											
Tennis Court Path of Travel	41,500			17,000	4,500	20,000					
Dry Creek playground replace/ADA path of travel	125,000				40,000	85,000					
~~Pond mucking~~											100,000
Canal Repair	40,000				40,000						
Marriott Meadows reserves	150,000				150,000						
Pond leak investigation	40,000				40,000						
Breezway Painting	40,000				40,000						
Shade structures at south-end picnic tables	50,000										50,000
Kiosks/signage	10,000				10,000						
Repave Park Dr.	80,000									80,000	Mike to re-estimate
Ashford Park											
Levee Repairs and paving to gargage	75,000	4,750			70,250						
Various Parks											
Drinking fountain replacement	35,000									35000	
Railhead Park											
Parking lot repair/reseal + curb repair	75,000				75,000						
TOTAL	721,500	4,750	0	17,000	507,750	120,000	230,000	0	5,000	115,000	265,000
Estimated Balance Remaining				32	26,770	453,375	48,945	2,293,496		-7,088	

Note: Assumes $50,000/year in County Mitigation Fees

Note: Assumes $5000/year in ADA reserve funds

Note: Assumes $10,000/year in city mitigation

Note: Assumes $50,000 added to FCC per year

Note: Assumes $50,000/year in Equipment Reserve funds

Proposed

Auburn Recreation District Five Year Project List

Yellow = updated number or new project to list

Green = moved from a previous year

2025/2026

PROJECT	Est. Cost	Spent from General Funds or Grants in Prior Year(s)	Gen. Fund	ADA	Reserve	Cnty. Mit.	City Mit.	Grants	M.M Savings	In Kind	Postponed	MM Deficit
Estimated balance				17,032	76,770	503,375	58,945	2,293,496				
Recreation Park												
EV chargers for equip., District vehicles	40,000					20,000	20,000					
Regional Park												
Walking pathway extension, Dry Creek end	~~265,000~~										265,000	
Marriott Meadows Development	3,690,550					445,000		2,351,558	300,000			593,992
Gym floor replacement												
EV chargers for equip., District vehicles	40,000				40,000							
Overlook Park												
Barriers to prevent access to back areas												
Various Parks												
Tree audit/survey	30,000				30,000							
TOTAL	4,065,550	0	0	0	70,000	465,000	20,000	2,351,558		0	265,000	
Estimated Balance Remaining				17,032	6,770	38,375	38,945	-58,062		0		

Note: Assumes $50,000/year in County Mitigation Fees

Note: Assumes $5000/year in ADA reserve funds

Note: Assumes $10,000/year in city mitigation

Note: Assumes $50,000 added to FCC per year

Note: Assumes $50,000/year in Equipment Reserve funds

Proposed

Auburn Recreation District Five Year Project List

Yellow = updated number or new project to list

Green = moved from a previous year

Project List

2023/2024

PROJECT	Est. Cost	Spent from General Funds or Grants in Prior Year(s)	Gen. Fund	ADA	Reserve	Cnty. Mit.	City Mit.	Grants	COVID Relief Funds	
Estimated balance				35,032	847,374	523,375	282,945	2,647,077	267,874	
Recreation Park										
Onveway valve box repair	2,500		2,500							
Locker room Floor	25,000								25,000	
Rec Mod courtyard repairs	13,735				13,735					
Replace sewer line back restroom	30,000								30,000	
Sierra Pool deck expansion joint repair	15,000								15,000	
Painting/mural maintenance shop building	3,000		3,000						-	
Rec Shop Floor Repairs	50,000				50 000				-	
ADA parking at Mods	15,000			15,000						
Plumbing infrastructure repairs	15 000								15,000	
Splash Pool repair part 2	46 000				46 000					
Locker paint, Emergency exit gates at Sierra Pool	6 000				6,000					
City Hall/School Park Preserve	0									
New pickleball courts (ARD portion)	65,000						65 000			
Meadow Vista items	0									
PH Pool fence mow strip	25 000				25 000					
Plumbing infrastructure repairs	15 000								15 000	
New irrigation pump VFD replacement	12 000									12,000 equipment reserve
Whatherer										
Booster pump Install	29,918									28,918 equipment Reserve
Regional Park	0								0	
Tennis/pickleball courts surfaces at Regional, MV	200,000				200 000				0	
Marriott Meadows reserves	150,000				150,000					
Marriott Meadows construction docs & related work	40,431							40,431 00		
New vault toilet, Dry Creek end	45,000					22,000			23 000	
Repave Park Dr	80,000								80,000	
Plumbing infrastructure upgrades	20,000								20,000	
Ashford Park										
Levee Repairs and paving to garage	75,000	4,750			70,250					
Retaining wall investigation	10,000				10,000					
Overlook Park										
Interpretive Signage (2 x $5K)	10 000				10,000					
Rollhead Park										
New pump and filter	80 000									80,000 equipment reserve
Parking lot repaved + curb repair	75 000				75 000					
Auburn Bike Park										
Signage	4,800		4,800							
TOTAL	1,158,384	4,750	10,300	15,000	655,985	22,000	65,000	40,431	223000	
Estimated Balance Remaining				20,032	191,389	501 375	217 945	2 606,646	44,874	

Note: Assumes $50,000/year in County Mitigation Fees
Note: Assumes $5000/year in ADA reserve funds
Note: Assumes $10,000/year in city mitigation
Note: Assumes $90,000 added to FCC this year
Note: Placer County to use approx. $850,000

Existing

Auburn Recreation District Five Year Project List

Yellow = updated number or new project to list

Green = moved from a previous year

2024/2025

PROJECT	Est. Cost	Spent from General Funds or Grants in Prior Year(s)	Gen. Fund	ADA	Reserve	Cnty. Mit.	City Mit.	Grants	In Kind	COVID Relief Funds	Postponed
Estimated balance				25,032	241,389	551,375	227,945	2,606,646		44,874	
Recreation Park											
North (Front) Playground	120,000						120,000				
North Playground, Path of Travel	30,000						30,000				
Beggs staircase replacement (metal)	15,000				15,000						
Meadow Vista Park											
~~Pond island renovation~~											
PH Pool locker room floor	15,000				15,000						100,000
Regional Park											
Tennis Court Path of Travel	41,500		3,000	18,500		20,000					
Dry Creek playground replace/ADA path of travel	125,000				40,000	85,000					
~~Pond mucking~~											
Canal Repair	40,000				40,000						100,000
Marriott Meadows reserves	150,000				150,000						
Pond leak investigation	40,000				40,000						
Breezway Painting	40,000		20,000		20,000						
Shade structures at south-end picnic tables	50,000										
Kiosks/signage	10,000		10,000								50,000
Gym floor replacement											
Various Parks											
Drinking fountain replacement	35,000									35000	
TOTAL	546,500	0	33,000	18,500	320,000	105,000	150,000	0		35,000	250,000
Estimated Balance Remaining				6,532	-78,611	446,375	77,945	2,606,646		9,874	

Note: Assumes $50,000/year in County Mitigation Fees

Note: Assumes $5000/year in ADA reserve funds

Note: Assumes $10,000/year in city mitigation

Note: Assumes $50,000 added to FCC per year

Note: Assumes $50,000/year in Equipment Reserve funds

Existing

Existing

Auburn Recreation District Five Year Project List

Yellow = updated number or new project to list

Green = moved from a previous year

2025/2026

PROJECT	Est. Cost	Spent from General Funds or Grants in Prior Year(s)	Gen. Fund	ADA	Reserve	Cnty. Mit.	City Mit.	Grants	M.M Savings	In Kind	Postponed	MM Deficit
Estimated balance				25,032	-28,611	496,375	87 945	2,606,646				
Regional Park												
Walking pathway extension, Dry Creek	~~265,000~~										265,000	
Marriott Meadows Development	3,690,550					445,000		2,351,558	300,000			593,992
Various Parks												
Tree audit/survey	30,000				30,000							
TOTAL	3 985 550	0	0	0	30,000	445,000	0	2,351 558		0	265,000	
Estimated Balance Remaining				25,032	-58,611	51,375	87,945	255,088		0		

Note: Assumes $50,000/year in County Mitigation Fees
Note: Assumes $5000/year in ADA reserve funds
Note: Assumes $10,000/year in city mitigation
Note: Assumes $50,000 added to FCC per year
Note: Assumes $50,000/year in Equipment Reserve funds

Existing

SECTION: 9.0 ITEMS FOR DISCUSSION AND INFORMATIONAL ITEMS

9.1 County Mitigation Fund, current balance $537,166
9.2 City Mitigation Fund, current balance $36,620
9.3 Placer County Investment Report – June, 2023
9.4 Placer County Investment Report – July, 2023
9.5 CEPPT Quarterly Investment Report – June, 2023 (1 Page)

Office of
Tristan Butcher
Treasurer-Tax Collector
County of Placer

COUNTY OF PLACER

TREASURER'S POOLED INVESTMENT REPORT

For the Month of June 31, 2023 (Restated)

2976 Richardson Drive • Auburn, California 95603
Tax Collector / Business Licenses (530) 889-4120 • Treasurer (530) 889-4140 • Bonds (530) 889-4146

PREFACE

Placer County Treasurer's Pooled Investment Report (Restated)

June 30, 2023

For the purpose of clarity, the following glossary of investment terms has been provided.

Book Value is the purchase price of a security plus amortization of any premium or discount. This may be more or less than face value, depending upon whether the security was purchased at a premium or at a discount.

Par Value is the principal amount of a security and the amount of principal that will be paid at maturity.

Market Value is the value at which a security can be sold at the time it is priced or the need to sell arises.

Market values are only relevant if the investment is sold prior to maturity. Profit or loss would be realized only if the specific investment were to be sold.

Government Code 53646 Compliance Report

The following information is a monthly update of funds on deposit in the Placer County Treasury pursuant to California Government code Section 53646. Further details of individual investments are included in the Treasurer's Monthly Investment Report. All investment transactions and decisions have been made with full compliance with California Government Code and Placer County's Statement of Investment Policy.

Individual securities are priced at the end of each month by Wells Fargo Bank.

The Weighted Average Maturity of the investments with the Treasury is 450 days.

The ability of the Placer County Treasury to meet its cash flow needs is demonstrated by $777,383,207.77 in cash and investments maturing in the next 180 days.

General Fund
Portfolio Management
Portfolio Summary
June 30, 2023

Investments	Par Value	Market Value	Book Value	% of Portfolio	Term	Days to Maturity	YTM 360 Equiv.	YTM 365 Equiv.
LGIP	30,143,898.22	30,143,898.22	30,143,898.22	1.26	1	1	4.932	5.000
U.S. Treasury Coupons	490,000,000.00	466,990,211.31	485,100,568.87	20.31	1,138	545	1.236	1.253
mPower Placer - Long Term	3,571,560.46	3,400,785.00	3,578,048.87	0.15	7,342	4,854	4.103	4.160
Federal Agency Coupons	1,219,000,000.00	1,180,668,760.00	1,218,762,458.47	51.02	949	532	2.505	2.540
Collateralized Inactive Bank Deposi	30,000,000.00	30,000,000.00	30,000,000.00	1.26	1	1	4.438	4.500
Medium Term Notes	10,000,000.00	9,736,000.00	9,976,520.88	0.42	758	194	0.888	0.900
Negotiable Certificates of Deposit	345,000,000.00	344,691,800.00	345,000,000.00	14.44	295	75	4.682	4.747
Collateralized CDs	23,000,000.00	23,000,000.00	23,000,000.00	0.96	553	533	4.867	4.935
Commercial Paper Disc. -Amortizing	95,000,000.00	94,960,136.11	94,960,136.11	3.98	115	3	5.195	5.267
Federal Agency Disc. -Amortizing	130,000,000.00	129,930,458.33	129,930,458.33	5.44	21	4	4.724	4.789
Local Agency Bond	8,833,475.89	8,556,474.90	8,833,475.89	0.37	7,944	5,757	2.780	2.819
mPower Placer	8,877,501.45	8,064,929.64	8,877,501.45	0.37	7,706	5,773	3.674	3.725
mPower - Folsom	461,348.44	439,005.56	461,348.44	0.02	7,683	4,930	2.700	2.738
Investments	**2,393,887,784.46**	**2,330,582,459.07**	**2,388,624,415.53**	**100.00%**	**843**	**450**	**2.868**	**2.908**
Cash								
Passbook/Checking (not included in yield calculations)	32,383,207.77	32,383,207.77	32,383,207.77		1	1	0.000	0.000
Total Cash and Investments	**2,426,270,992.23**	**2,362,965,666.84**	**2,421,007,623.30**		**843**	**450**	**2.868**	**2.908**

Total Earnings	June 30 Month Ending	Fiscal Year To Date	Fiscal Year Ending
Current Year	5,470,747.12	42,427,179.57	42,427,179.57
Average Daily Balance	**2,348,971,295.43**	**2,101,260,179.45**	
Effective Rate of Return	**2.83%**	**2.02%**	

3/24/23

JONATHAN SCHMIDT, ASST. TREASURER-TAX COLLECTOR

Reporting period 06/01/2023-06/30/2023
Data Updated: FUNDSNAP: 08/24/2023 10:47
Run Date: 08/24/2023 - 10:48

Portfolio FY23
NL! AC
IE (PRF_PM1) 7.3.11
Report Ver. 7.3.11

General Fund
Portfolio Management
Portfolio Details - Investments
June 30, 2023

CUSIP	Investment #	Issuer	Average Balance	Purchase Date	Par Value	Market Value	Book Value	Stated Rate	YTM 365	Days to Maturity	Maturity Date
LGIP											
LGIP	22486	California Asset Mgm't Prog		04/28/2023	30,143,898.22	30,143,898.22	30,143,898.22	5.000	5.000	1	
		Subtotal and Average	**30,143,898.22**		**30,143,898.22**	**30,143,898.22**	**30,143,898.22**		**5.000**	1	
U.S. Treasury Coupons											
91282CCG4	21124	U.S TREASURY N/B		09/28/2021	5,000,000.00	4,760,750.00	4,989,239.09	0.250	0.476	350	06/15/2024
91282CBH3	20549	U. S. TREASURY COUPON		03/10/2021	10,000,000.00	8,978,100.00	9,892,643.67	0.375	0.773	945	01/31/2026
9128282U3	20550	U. S. TREASURY COUPON		03/10/2021	10,000,000.00	9,607,800.00	10,165,746.19	1.875	0.443	427	08/31/2024
912828Z52	20551	U. S. TREASURY COUPON		03/10/2021	10,000,000.00	9,430,900.00	10,128,008.61	1.375	0.559	580	01/31/2025
91282CAJ0	20553	U. S. TREASURY COUPON		03/11/2021	10,000,000.00	9,072,700.00	9,908,387.99	0.250	0.680	792	08/31/2025
912828ZY9	20554	U. S. TREASURY COUPON		03/11/2021	10,000,000.00	9,983,400.00	9,999,712.79	0.125	0.200	14	07/15/2023
91282CAF8	20555	U. S. TREASURY COUPON		03/11/2021	10,000,000.00	9,939,500.00	9,998,953.72	0.125	0.210	45	08/15/2023
91282CAB7	20556	U. S. TREASURY COUPON		03/11/2021	10,000,000.00	9,099,600.00	9,915,870.71	0.250	0.660	761	07/31/2025
91282CBH3	20557	U. S. TREASURY COUPON		03/11/2021	10,000,000.00	8,978,100.00	9,897,541.27	0.375	0.753	945	01/31/2026
91282CBQ3	20558	U. S. TREASURY COUPON		03/11/2021	10,000,000.00	8,982,800.00	9,925,450.24	0.500	0.786	973	02/28/2026
91282CBM2	20559	U. S. TREASURY COUPON		03/11/2021	10,000,000.00	9,680,100.00	9,988,974.96	0.125	0.302	229	02/15/2024
912828ZT0	20569	U. S. TREASURY COUPON		03/19/2021	10,000,000.00	9,151,200.00	9,922,282.43	0.250	0.662	700	05/31/2025
912828ZW3	20575	U. S. TREASURY COUPON		03/25/2021	10,000,000.00	9,132,800.00	9,926,972.18	0.250	0.621	730	06/30/2025
91282CAF8	20589	U. S. TREASURY COUPON		04/07/2021	10,000,000.00	9,939,500.00	9,998,896.26	0.125	0.215	45	08/15/2023
91282CAM3	20590	U. S. TREASURY COUPON		04/07/2021	10,000,000.00	9,057,400.00	9,889,765.00	0.250	0.749	822	09/30/2025
912828Y87	20591	U. S. TREASURY COUPON		04/07/2021	10,000,000.00	9,618,000.00	10,143,063.58	1.750	0.421	396	07/31/2024
912828ZT0	20600	U. S. TREASURY COUPON		04/09/2021	10,000,000.00	9,151,200.00	9,923,372.44	0.250	0.656	700	05/31/2025
91282CAB7	20601	U. S. TREASURY COUPON		04/09/2021	10,000,000.00	9,099,600.00	9,907,836.32	0.250	0.700	761	07/31/2025
912828ZY9	20605	U. S. TREASURY COUPON		04/12/2021	10,000,000.00	9,983,400.00	9,999,694.71	0.125	0.205	14	07/15/2023
91282CAF8	20606	U. S. TREASURY COUPON		04/12/2021	10,000,000.00	9,939,500.00	9,998,930.92	0.125	0.212	45	08/15/2023
91282CAB7	20612	U. S. TREASURY COUPON		04/15/2021	10,000,000.00	9,099,600.00	9,916,583.63	0.250	0.656	761	07/31/2025
91282CCC3	20670	U. S. TREASURY COUPON		05/20/2021	10,000,000.00	9,562,100.00	9,991,433.82	0.250	0.349	319	05/15/2024
91282CCL3	21049	U. S. TREASURY COUPON		08/06/2021	10,000,000.00	9,497,300.00	9,997,788.64	0.375	0.396	380	07/15/2024
91282CCL3	21059	U. S. TREASURY COUPON		08/13/2021	10,000,000.00	9,497,300.00	9,996,382.97	0.375	0.410	380	07/15/2024
91282CCC3	21061	U. S. TREASURY COUPON		08/13/2021	10,000,000.00	9,562,100.00	9,989,347.51	0.250	0.373	319	05/15/2024
91282CCN9	21074	U. S. TREASURY COUPON		08/20/2021	10,000,000.00	9,961,200.00	9,999,257.26	0.125	0.216	30	07/31/2023
91282CCL3	21140	U. S. TREASURY COUPON		10/08/2021	10,000,000.00	9,497,300.00	9,985,905.04	0.375	0.512	380	07/15/2024
91282CCL3	21152	U. S. TREASURY COUPON		10/19/2021	10,000,000.00	9,497,300.00	9,972,539.06	0.375	0.642	380	07/15/2024
912828ZY9	21153	U. S. TREASURY COUPON		10/19/2021	10,000,000.00	9,983,400.00	9,999,240.93	0.125	0.323	14	07/15/2023
91282CBE0	21178	U. S. TREASURY COUPON		11/02/2021	10,000,000.00	9,726,600.00	9,978,066.70	0.125	0.533	198	01/15/2024
91282CBE0	21190	U. S. TREASURY COUPON		11/09/2021	10,000,000.00	9,726,600.00	9,978,747.45	0.125	0.520	198	01/15/2024
912828ZY9	21191	U. S. TREASURY COUPON		11/09/2021	10,000,000.00	9,983,400.00	9,999,098.95	0.125	0.360	14	07/15/2023

General Fund
Portfolio Management
Portfolio Details - Investments
June 30, 2023

CUSIP	Investment #	Issuer	Average Balance	Purchase Date	Par Value	Market Value	Book Value	Stated Rate	YTM 365	Days to Maturity	Maturity Date
U.S. Treasury Coupons											
91282CCL3	21196	U. S. TREASURY COUPON		11/10/2021	10,000,000.00	9,497,300.00	9,966,002.04	0.375	0.705	380	07/15/2024
91282CCC3	21219	U. S. TREASURY COUPON		12/02/2021	10,000,000.00	9,562,100.00	9,958,509.95	0.250	0.730	319	05/15/2024
91282CCN9	21221	U. S. TREASURY COUPON		12/03/2021	5,000,000.00	4,980,600.00	4,998,431.04	0.125	0.508	30	07/31/2023
91282CAK7	21232	U. S. TREASURY COUPON		12/09/2021	10,000,000.00	9,898,000.00	9,989,966.09	0.125	0.611	76	09/15/2023
91282CCU3	21233	U. S. TREASURY COUPON		12/09/2021	10,000,000.00	9,918,000.00	9,992,057.29	0.125	0.604	61	08/31/2023
91282CBE0	21242	U. S. TREASURY COUPON		12/13/2021	10,000,000.00	9,726,600.00	9,969,589.61	0.125	0.691	198	01/15/2024
91282CBE0	21298	U. S. TREASURY COUPON		01/11/2022	10,000,000.00	9,726,600.00	9,956,797.09	0.125	0.931	198	01/15/2024
912828ZY9	21299	U. S. TREASURY COUPON		01/11/2022	5,000,000.00	4,991,700.00	4,998,796.88	0.125	0.755	14	07/15/2023
91282CBE0	22209	U. S. TREASURY COUPON		11/09/2022	10,000,000.00	9,726,600.00	9,758,658.85	0.125	4.759	198	01/15/2024
91282CEY3	22473	U. S. TREASURY COUPON		04/21/2023	20,000,000.00	19,434,916.02	19,751,123.53	3.000	4.054	745	07/15/2025
9128282A7	22474	U. S. TREASURY COUPON		04/21/2023	20,000,000.00	18,334,267.40	18,715,287.06	1.500	3.799	1,141	08/15/2026
9128282R0	22475	U. S. TREASURY COUPON		04/21/2023	20,000,000.00	18,569,001.10	18,997,498.15	2.250	3.681	1,506	08/15/2027
9128283W8	22476	U. S. TREASURY COUPON		04/21/2023	10,000,000.00	9,447,478.45	9,673,003.17	2.750	3.644	1,690	02/15/2028
91282CGG0	22558	U. S. TREASURY COUPON		06/12/2023	5,000,000.00	4,996,707.18	5,022,254.34	4.125	4.825	580	01/31/2025
9128283W8	22593	U. S. TREASURY COUPON		06/29/2023	20,000,000.00	18,999,791.16	19,026,858.74	2.750	4.161	1,690	02/15/2028
		Subtotal and Average	**475,086,355.15**		**490,000,000.00**	**466,990,211.31**	**485,100,568.87**		**1.253**	**545**	
mPower Placer - Long Term											
2015NR-A	2015NR-A	mPower Placer		06/16/2015	914,362.11	865,115.48	914,362.11	4.000	3.999	4,446	09/02/2035
2015NR-BLT	2015NR-BLT	mPower Placer		09/02/2016	2,023,291.36	1,901,301.05	2,023,291.36	4.000	4.000	4,812	09/02/2036
72601FAC2	2018B	Public Finance Authority		06/28/2018	633,906.99	634,368.47	640,395.40	5.050	4.894	5,571	10/01/2038
		Subtotal and Average	**3,578,098.65**		**3,571,560.46**	**3,400,785.00**	**3,578,048.87**		**4.160**	**4,854**	
Federal Agency Coupons											
3133EL3E2	20077	FEDERAL FARM CREDIT BANK		08/11/2020	10,000,000.00	9,941,600.00	10,000,000.00	0.320	0.320	40	08/10/2023
3133EL3E2	20078	FEDERAL FARM CREDIT BANK		08/11/2020	10,000,000.00	9,941,600.00	9,999,927.71	0.320	0.327	40	08/10/2023
3133EMLE0	20436	FEDERAL FARM CREDIT BANK		12/22/2020	10,000,000.00	9,878,300.00	10,000,000.00	0.190	0.190	83	09/22/2023
3133EMMN9	20473	FEDERAL FARM CREDIT BANK		01/15/2021	10,000,000.00	9,717,100.00	9,997,351.30	0.190	0.240	194	01/11/2024
3133EMNG3	20476	FEDERAL FARM CREDIT BANK		01/19/2021	10,000,000.00	9,718,800.00	9,999,211.67	0.230	0.244	202	01/19/2024
3133EMNG3	20498	FEDERAL FARM CREDIT BANK		01/29/2021	10,000,000.00	9,718,800.00	10,001,609.91	0.230	0.201	202	01/19/2024
3133EMMQ2	20500	FEDERAL FARM CREDIT BANK		01/29/2021	10,000,000.00	9,265,900.00	9,998,449.44	0.300	0.310	562	01/13/2025
3133EMUF7	20570	FEDERAL FARM CREDIT BANK		03/22/2021	10,000,000.00	9,885,600.00	9,999,416.80	0.220	0.246	83	09/22/2023
3133EMWL2	20618	FEDERAL FARM CREDIT BANK		04/19/2021	10,000,000.00	9,977,800.00	10,000,000.00	0.200	0.200	18	07/19/2023
3133EMYE6	20641	FEDERAL FARM CREDIT BANK		05/04/2021	10,000,000.00	8,985,400.00	9,994,316.67	1.000	1.021	1,038	05/04/2026
3133EME40	20694	FEDERAL FARM CREDIT BANK		06/04/2021	10,000,000.00	9,529,700.00	10,000,000.00	0.330	0.330	338	06/03/2024
3133EME40	20700	FEDERAL FARM CREDIT BANK		06/11/2021	10,000,000.00	9,529,700.00	10,000,000.00	0.330	0.330	338	06/03/2024

General Fund
Portfolio Management
Portfolio Details - Investments
June 30, 2023

CUSIP	Investment #	Issuer	Average Balance	Purchase Date	Par Value	Market Value	Book Value	Stated Rate	YTM 365	Days to Maturity	Maturity Date
Federal Agency Coupons											
3133EM2E1	21053	FEDERAL FARM CREDIT BANK		08/10/2021	10,000,000.00	9,945,500.00	9,999,371.67	0.160	0.218	40	08/10/2023
3133EM2U5	21068	FEDERAL FARM CREDIT BANK		08/19/2021	10,000,000.00	9,447,100.00	10,000,000.00	0.460	0.460	415	08/19/2024
3133EMZ70	21069	FEDERAL FARM CREDIT BANK		08/19/2021	10,000,000.00	9,274,800.00	9,991,900.48	0.480	0.531	590	02/10/2025
3133EM3E0	21107	FEDERAL FARM CREDIT BANK		09/09/2021	10,000,000.00	9,200,600.00	9,997,443.78	0.610	0.624	692	05/23/2025
3133ELQ56	21260	FEDERAL FARM CREDIT BANK		12/17/2021	5,000,000.00	4,758,700.00	4,990,136.61	0.570	0.769	367	07/02/2024
3133ENLY4	21316	FEDERAL FARM CREDIT BANK		01/25/2022	10,000,000.00	9,743,400.00	10,000,000.00	1.040	1.040	208	01/25/2024
3133ENLY4	21326	FEDERAL FARM CREDIT BANK		02/02/2022	5,000,000.00	4,871,700.00	4,997,138.85	1.040	1.142	208	01/25/2024
3133ENLF5	21328	FEDERAL FARM CREDIT BANK		02/03/2022	5,000,000.00	4,876,300.00	4,991,974.70	0.900	1.198	201	01/18/2024
3133ENNE6	21334	FEDERAL FARM CREDIT BANK		02/09/2022	5,000,000.00	4,869,600.00	5,000,000.00	1.230	1.230	223	02/09/2024
3133ENF39	22047	FEDERAL FARM CREDIT BANK		08/08/2022	10,000,000.00	9,975,000.00	10,000,000.00	3.125	3.125	38	08/08/2023
3133ENV98	22178	FEDERAL FARM CREDIT BANK		10/26/2022	10,000,000.00	9,995,100.00	9,999,814.81	4.670	4.707	25	07/26/2023
3133ENY87	22204	FEDERAL FARM CREDIT BANK		11/09/2022	10,000,000.00	9,978,000.00	10,000,000.00	5.050	5.050	131	11/09/2023
3130AKMA1	20499	FEDERAL HOME LOAN BANK		01/29/2021	10,000,000.00	9,260,100.00	9,999,021.28	0.320	0.326	571	01/22/2025
3130AKWV4	20503	FEDERAL HOME LOAN BANK		02/01/2021	10,000,000.00	8,966,400.00	9,998,967.74	0.500	0.504	943	01/29/2026
3130AKMR4	20508	FEDERAL HOME LOAN BANK		02/03/2021	10,000,000.00	9,268,500.00	9,997,662.45	0.330	0.345	564	01/15/2025
3130AKMR4	20509	FEDERAL HOME LOAN BANK		02/03/2021	10,000,000.00	9,268,500.00	9,997,662.45	0.330	0.345	564	01/15/2025
3130ALTH7	20579	FEDERAL HOME LOAN BANK		03/30/2021	10,000,000.00	9,403,300.00	10,000,000.00	0.510	0.510	457	09/30/2024
3130ALCV4	20609	FEDERAL HOME LOAN BANK		04/14/2021	10,000,000.00	8,935,000.00	9,955,399.60	0.750	0.923	969	02/24/2026
3130AMF23	20679	FEDERAL HOME LOAN BANK		05/26/2021	10,000,000.00	9,406,300.00	9,999,629.17	0.500	0.503	453	09/26/2024
3130AMPB2	20684	FEDERAL HOME LOAN BANK		05/28/2021	10,000,000.00	9,548,000.00	10,000,000.00	0.375	0.375	328	05/24/2024
3130AMHQ8	20689	FEDERAL HOME LOAN BANK		06/01/2021	10,000,000.00	9,267,900.00	10,000,000.00	0.625	0.625	607	02/27/2025
3130AMHH8	20690	FEDERAL HOME LOAN BANK		06/01/2021	10,000,000.00	9,462,500.00	10,000,000.00	0.410	0.410	397	08/01/2024
3130AMXJ6	20722	FEDERAL HOME LOAN BANK		06/30/2021	10,000,000.00	9,402,100.00	10,000,000.00	0.500	0.542	457	09/30/2024
3130AMV66	21003	FEDERAL HOME LOAN BANK		07/02/2021	10,000,000.00	9,498,900.00	9,990,046.47	0.330	0.431	363	06/28/2024
3130AMZQ8	21004	FEDERAL HOME LOAN BANK		07/02/2021	10,000,000.00	9,440,800.00	9,998,711.34	0.510	0.521	426	08/30/2024
3130ANSM3	21080	FEDERAL HOME LOAN BANK		08/25/2021	10,000,000.00	9,509,000.00	10,000,000.00	0.400	0.400	360	06/25/2024
3130ANJD3	21083	FEDERAL HOME LOAN BANK		08/26/2021	5,000,000.00	4,508,600.00	5,000,000.00	0.700	0.670	1,152	08/26/2026
3130ANRX0	21084	FEDERAL HOME LOAN BANK		08/26/2021	5,000,000.00	4,501,800.00	5,000,000.00	0.750	0.700	1,152	08/26/2026
3130ANSM3	21090	FEDERAL HOME LOAN BANK		08/27/2021	5,000,000.00	4,754,500.00	5,000,000.00	0.400	0.400	360	06/25/2024
3130ANVS6	21092	FEDERAL HOME LOAN BANK		08/30/2021	10,000,000.00	8,938,400.00	10,000,000.00	1.000	1.001	1,152	08/26/2026
3130ANW22	21093	FEDERAL HOME LOAN BANK		08/30/2021	5,000,000.00	4,512,200.00	5,000,000.00	0.850	0.850	970	02/25/2026
3130ANYE4	21129	FEDERAL HOME LOAN BANK		09/30/2021	5,000,000.00	4,752,800.00	4,997,470.65	0.400	0.451	363	06/28/2024
3130AP3J2	21130	FEDERAL HOME LOAN BANK		09/30/2021	10,000,000.00	9,285,900.00	9,992,176.25	0.550	0.600	579	01/30/2025
3130APMK8	21202	FEDERAL HOME LOAN BANK		11/16/2021	5,000,000.00	4,723,150.00	4,995,735.29	0.750	0.822	443	09/16/2024
3130APUS2	21207	FEDERAL HOME LOAN BANK		11/22/2021	5,000,000.00	4,602,900.00	4,992,873.05	1.000	1.146	780	08/19/2025
3130APUN3	21215	FEDERAL HOME LOAN BANK		11/30/2021	4,000,000.00	3,603,360.00	4,000,000.00	1.250	1.250	1,154	08/28/2026

General Fund
Portfolio Management
Portfolio Details - Investments
June 30, 2023

CUSIP	Investment #	Issuer	Average Balance	Purchase Date	Par Value	Market Value	Book Value	Stated Rate	YTM 365	Days to Maturity	Maturity Date
Federal Agency Coupons											
3130AQB85	21238	FEDERAL HOME LOAN BANK		12/10/2021	10,000,000.00	9,248,100.00	10,000,000.00	1.200	1.200	710	06/10/2025
3130AQCF8	21252	FEDERAL HOME LOAN BANK		12/16/2021	15,000,000.00	14,609,550.00	15,000,000.00	0.760	0.760	199	01/16/2024
3130AQCK7	21253	FEDERAL HOME LOAN BANK		12/16/2021	10,000,000.00	9,492,300.00	10,000,000.00	1.250	1.317	565	01/16/2025
3130AQCT8	21256	FEDERAL HOME LOAN BANK		12/17/2021	5,000,000.00	4,527,400.00	5,000,000.00	1.330	1.468	1,112	07/17/2026
3130AQCN1	21257	FEDERAL HOME LOAN BANK		12/17/2021	10,000,000.00	9,465,900.00	10,000,000.00	1.250	1.254	566	01/17/2025
3130AQCJ0	21258	FEDERAL HOME LOAN BANK		12/17/2021	10,000,000.00	9,442,600.00	10,000,000.00	1.250	1.541	717	06/17/2025
3130AQCL5	21259	FEDERAL HOME LOAN BANK		12/17/2021	15,000,000.00	14,219,400.00	15,000,000.00	1.250	1.023	566	01/17/2025
3130AQCV3	21269	FEDERAL HOME LOAN BANK		12/22/2021	5,000,000.00	4,864,700.00	4,999,129.00	0.710	0.742	205	01/22/2024
3130AQEN9	21283	FEDERAL HOME LOAN BANK		12/30/2021	10,000,000.00	9,301,800.00	10,000,000.00	1.000	1.000	579	01/30/2025
3130AQFH1	21291	FEDERAL HOME LOAN BANK		01/05/2022	10,000,000.00	9,551,100.00	9,997,977.78	0.950	0.970	370	07/05/2024
3130AQGT4	21311	FEDERAL HOME LOAN BANK		01/21/2022	5,000,000.00	4,691,100.00	4,983,512.09	1.100	1.320	562	01/13/2025
3130AQFG3	21312	FEDERAL HOME LOAN BANK		01/21/2022	5,000,000.00	4,689,850.00	4,987,037.04	1.125	1.295	570	01/21/2025
3130AQNB5	21318	FEDERAL HOME LOAN BANK		01/27/2022	5,000,000.00	4,726,700.00	4,998,034.72	1.750	1.442	576	01/27/2025
3130ARNV9	21398	FEDERAL HOME LOAN BANK		04/29/2022	5,000,000.00	4,916,100.00	5,000,000.00	3.000	2.722	394	07/29/2024
3130ATVJ3	22201	FEDERAL HOME LOAN BANK		11/07/2022	10,000,000.00	9,981,800.00	10,002,191.52	5.000	4.942	158	12/06/2023
3130ATVC8	22216	FEDERAL HOME LOAN BANK		11/15/2022	10,000,000.00	9,942,200.00	10,031,828.47	4.875	4.520	349	06/14/2024
3130ATND5	22217	FEDERAL HOME LOAN BANK		11/15/2022	5,000,000.00	4,941,550.00	4,992,295.56	4.375	4.510	440	09/13/2024
3130ASZH5	22218	FEDERAL HOME LOAN BANK		11/15/2022	5,000,000.00	4,920,950.00	4,968,092.69	4.000	4.570	424	08/28/2024
3130AUGS7	22315	FEDERAL HOME LOAN BANK		01/18/2023	20,000,000.00	19,972,500.00	20,028,434.93	4.860	4.818	192	01/09/2024
3130AUM92	22318	FEDERAL HOME LOAN BANK		01/19/2023	20,000,000.00	19,899,200.00	19,990,724.47	4.750	4.837	202	01/19/2024
3130AUT20	22346	FEDERAL HOME LOAN BANK		02/06/2023	25,000,000.00	24,828,500.00	24,996,174.16	4.780	4.805	305	05/01/2024
3130AUWX8	22360	FEDERAL HOME LOAN BANK		02/14/2023	10,000,000.00	9,945,500.00	10,000,000.00	4.960	4.966	311	05/07/2024
3130AUWW0	22361	FEDERAL HOME LOAN BANK		02/14/2023	10,000,000.00	9,944,400.00	10,000,000.00	4.960	4.966	317	05/13/2024
3130AUWZ3	22362	FEDERAL HOME LOAN BANK		02/14/2023	10,000,000.00	9,939,500.00	10,000,000.00	4.880	4.883	373	07/08/2024
3130AUWY6	22363	FEDERAL HOME LOAN BANK		02/14/2023	10,000,000.00	9,934,500.00	10,000,000.00	4.880	4.883	380	07/15/2024
3130AVBB7	22386	FEDERAL HOME LOAN BANK		03/06/2023	25,000,000.00	24,931,250.00	25,000,000.00	5.370	5.377	314	05/10/2024
3130AVB92	22387	FEDERAL HOME LOAN BANK		03/03/2023	10,000,000.00	9,971,100.00	10,000,000.00	5.360	5.367	324	05/20/2024
3130AVBA9	22388	FEDERAL HOME LOAN BANK		03/03/2023	10,000,000.00	9,970,600.00	10,000,000.00	5.360	5.367	332	05/28/2024
3130AVG71	22413	FEDERAL HOME LOAN BANK		03/21/2023	15,000,000.00	14,857,500.00	15,000,000.00	4.150	4.154	377	07/12/2024
3130AVG97	22414	FEDERAL HOME LOAN BANK		03/21/2023	15,000,000.00	14,854,950.00	15,000,000.00	4.180	4.184	384	07/19/2024
3130AVJG8	22425	FEDERAL HOME LOAN BANK		03/28/2023	10,000,000.00	9,899,500.00	10,000,000.00	4.380	4.385	380	07/15/2024
3130AVJA1	22428	FEDERAL HOME LOAN BANK		03/29/2023	20,000,000.00	19,807,200.00	20,000,000.00	4.400	4.405	373	07/08/2024
3130AVJB9	22429	FEDERAL HOME LOAN BANK		03/29/2023	20,000,000.00	19,814,400.00	20,000,000.00	4.410	4.415	366	07/01/2024
3130AVLS9	22441	FEDERAL HOME LOAN BANK		04/10/2023	25,000,000.00	24,726,000.00	25,000,000.00	4.285	4.290	370	07/05/2024
3130AVLN0	22442	FEDERAL HOME LOAN BANK		04/10/2023	25,000,000.00	24,724,750.00	25,000,000.00	4.230	4.234	384	07/19/2024
3130AVQ47	22460	FEDERAL HOME LOAN BANK		04/17/2023	25,000,000.00	24,769,250.00	25,000,000.00	4.400	4.404	418	08/22/2024

General Fund
Portfolio Management
Portfolio Details - Investments
June 30, 2023

CUSIP	Investment #	Issuer	Average Balance	Purchase Date	Par Value	Market Value	Book Value	Stated Rate	YTM 365	Days to Maturity	Maturity Date
Federal Agency Coupons											
3130AVQ62	22461	FEDERAL HOME LOAN BANK		04/17/2023	25,000,000.00	24,773,500.00	25,000,000.00	4.420	4.424	409	08/13/2024
3130AVQ54	22462	FEDERAL HOME LOAN BANK		04/17/2023	25,000,000.00	24,777,000.00	25,000,000.00	4.440	4.445	402	08/06/2024
3130AVWF5	22491	FEDERAL HOME LOAN BANK		05/03/2023	10,000,000.00	9,707,200.00	10,000,000.00	3.660	3.661	1,097	07/02/2026
3130AVWE8	22492	FEDERAL HOME LOAN BANK		05/03/2023	10,000,000.00	9,764,800.00	10,000,000.00	4.000	3.961	732	07/02/2025
3130AVWA6	22493	FEDERAL HOME LOAN BANK		05/03/2023	20,000,000.00	19,473,600.00	20,000,000.00	3.725	3.726	1,462	07/02/2027
3130AVWC2	22494	FEDERAL HOME LOAN BANK		05/03/2023	10,000,000.00	9,715,400.00	10,000,000.00	3.615	3.616	1,647	01/03/2028
3130AW2U3	22511	FEDERAL HOME LOAN BANK		05/16/2023	10,000,000.00	9,692,400.00	10,000,000.00	3.620	3.621	1,326	02/16/2027
3130AW2V1	22512	FEDERAL HOME LOAN BANK		05/16/2023	10,000,000.00	9,693,900.00	10,000,000.00	3.625	3.626	1,318	02/08/2027
3130AW2W9	22513	FEDERAL HOME LOAN BANK		05/16/2023	10,000,000.00	9,697,000.00	10,000,000.00	3.635	3.636	1,311	02/01/2027
3130AW7B0	22527	FEDERAL HOME LOAN BANK		05/23/2023	10,000,000.00	9,782,700.00	10,000,000.00	3.925	3.926	1,173	09/16/2026
3130AW7C8	22528	FEDERAL HOME LOAN BANK		05/23/2023	10,000,000.00	9,781,500.00	10,000,000.00	3.920	3.921	1,180	09/23/2026
3130AW7A2	22529	FEDERAL HOME LOAN BANK		05/23/2023	10,000,000.00	9,783,700.00	10,000,000.00	3.930	3.932	1,161	09/04/2026
3130AW6Z8	22530	FEDERAL HOME LOAN BANK		05/23/2023	10,000,000.00	9,783,900.00	10,000,000.00	3.930	3.931	1,167	09/10/2026
3130AW6X31	22531	FEDERAL HOME LOAN BANK		05/23/2023	10,000,000.00	9,843,200.00	10,000,000.00	4.180	4.182	800	09/08/2025
3130AW6Y1	22532	FEDERAL HOME LOAN BANK		05/23/2023	10,000,000.00	9,881,200.00	10,000,000.00	4.180	4.182	794	09/02/2025
3130AWFA3	22559	FEDERAL HOME LOAN BANK		06/12/2023	10,000,000.00	9,870,900.00	10,000,000.00	4.060	4.061	1,530	09/08/2027
3130AWF96	22560	FEDERAL HOME LOAN BANK		06/12/2023	10,000,000.00	9,887,600.00	10,000,000.00	4.020	4.021	1,682	02/07/2028
3130AWFB1	22565	FEDERAL HOME LOAN BANK		06/13/2023	10,000,000.00	9,873,400.00	10,000,000.00	4.070	4.071	1,523	09/01/2027
3130AWFC9	22566	FEDERAL HOME LOAN BANK		06/13/2023	10,000,000.00	9,891,400.00	10,000,000.00	4.025	4.026	1,689	02/14/2028
3134GXCY8	20375	FED HOME LOAN MORT CORP		12/01/2020	10,000,000.00	9,927,400.00	9,999,894.09	0.270	0.277	53	08/23/2023
3137EAEV7	20404	FED HOME LOAN MORT CORP		12/10/2020	10,000,000.00	9,930,000.00	10,000,582.24	0.250	0.210	54	08/24/2023
3137EAEX3	20417	FED HOME LOAN MORT CORP		12/15/2020	10,000,000.00	9,073,700.00	9,990,103.38	0.375	0.419	815	09/23/2025
3134GXGS7	20574	FED HOME LOAN MORT CORP		03/25/2021	10,000,000.00	9,520,200.00	9,999,850.82	0.430	0.432	353	06/18/2024
3134GXHY3	21206	FED HOME LOAN MORT CORP		11/22/2021	5,000,000.00	4,450,950.00	4,936,433.19	0.750	1.190	1,088	06/23/2026
3134GYBU5	22290	FED HOME LOAN MORT CORP		12/30/2022	20,000,000.00	19,849,800.00	20,000,000.00	5.000	5.000	391	07/26/2024
3135G05G4	20405	FEDERAL NATIONAL MORT. ASSOC.		12/10/2020	10,000,000.00	9,991,000.00	10,000,098.71	0.250	0.210	9	07/10/2023
3135GA5U1	20409	FEDERAL NATIONAL MORT. ASSOC.		12/14/2020	10,000,000.00	9,520,100.00	10,000,000.00	0.375	0.375	349	06/14/2024
3135G05X7	20421	FEDERAL NATIONAL MORT. ASSOC.		12/15/2020	10,000,000.00	9,099,500.00	9,990,382.25	0.375	0.420	786	08/25/2025
3135GAC90	20475	FEDERAL NATIONAL MORT. ASSOC.		01/15/2021	10,000,000.00	9,470,100.00	9,997,031.75	0.250	0.279	380	07/15/2024
3135G05G4	21239	FEDERAL NATIONAL MORT. ASSOC.		12/10/2021	10,000,000.00	9,991,000.00	9,999,229.47	0.250	0.560	9	07/10/2023
		Subtotal and Average	**1,212,759,469.59**		**1,219,000,000.00**	**1,180,668,760.00**	**1,218,762,458.47**		**2.540**	**532**	
Collateralized Inactive Bank Deposi											
SYS19055	19055	Five Star Bank - PIMMA			30,000,000.00	30,000,000.00	30,000,000.00	4.500	4.500	1	
		Subtotal and Average	**42,666,666.67**		**30,000,000.00**	**30,000,000.00**	**30,000,000.00**		**4.500**	**1**	

General Fund
Portfolio Management
Portfolio Details - Investments
June 30, 2023

CUSIP	Investment #	Issuer	Average Balance	Purchase Date	Par Value	Market Value	Book Value	Stated Rate	YTM 365	Days to Maturity	Maturity Date
Medium Term Notes											
89236THU2	21246	TOYOTA MOTOR CREDIT		12/14/2021	10,000,000.00	9,736,000.00	9,976,520.88	0.450	0.900	194	01/11/2024
		Subtotal and Average	**9,974,729.06**		**10,000,000.00**	**9,736,000.00**	**9,976,520.88**		**0.900**	**194**	
Negotiable Certificates of Deposit											
0727MCB71	22342	BAYERISCHE LANDESBK NY		02/02/2023	15,000,000.00	14,931,000.00	15,000,000.00	5.230	5.303	240	02/26/2024
13606KLB0	22043	CANADIAN IMP BK COMM NY		08/03/2022	25,000,000.00	24,967,250.00	25,000,000.00	3.900	3.954	33	08/03/2023
13606KYF7	22587	CANADIAN IMP BK COMM NY		06/27/2023	25,000,000.00	24,987,500.00	25,000,000.00	5.760	5.840	229	02/15/2024
60710RAH8	22252	Mizuho Bank LTD		12/08/2022	25,000,000.00	24,999,750.00	25,000,000.00	5.140	5.211	6	07/07/2023
65602Y4U1	22268	NORINCHUKIN BANK NY		12/14/2022	25,000,000.00	24,983,000.00	25,000,000.00	5.200	5.272	75	09/14/2023
21684LCJ9	21229	RaboBank Nederland		12/08/2021	10,000,000.00	9,987,500.00	10,000,000.00	0.700	0.000	9	07/10/2023
21684LCX8	21393	RaboBank Nederland		04/12/2022	10,000,000.00	9,978,900.00	10,000,000.00	2.510	0.000	27	07/28/2023
78015JA23	22048	Royal Bank of Canada		08/08/2022	10,000,000.00	9,987,900.00	10,000,000.00	4.080	4.137	34	08/04/2023
85325VDC1	22242	Standard Chartered Bank NY		12/06/2022	25,000,000.00	25,001,250.00	25,000,000.00	5.340	5.414	26	07/27/2023
85325VEJ5	22341	Standard Chartered Bank NY		02/02/2023	10,000,000.00	9,966,100.00	10,000,000.00	5.180	5.252	185	01/02/2024
85325VGC8	22588	Standard Chartered Bank NY		06/27/2023	25,000,000.00	24,985,000.00	25,000,000.00	5.750	5.830	234	02/20/2024
86565FVY5	22207	SUMITOMO MITSUI BANK NY		11/09/2022	25,000,000.00	24,987,500.00	25,000,000.00	5.200	5.272	6	07/07/2023
87019WGQ2	22269	Swedbank New York		12/14/2022	25,000,000.00	24,984,750.00	25,000,000.00	5.170	5.242	75	09/14/2023
89115BF62	22053	TORONTO DOMINION BANK NY		08/09/2022	10,000,000.00	9,972,800.00	10,000,000.00	4.050	4.106	69	09/08/2023
89115BF21	22054	TORONTO DOMINION BANK NY		08/09/2022	10,000,000.00	9,996,600.00	10,000,000.00	4.020	4.076	9	07/10/2023
89115BJ27	22066	TORONTO DOMINION BANK NY		08/16/2022	10,000,000.00	9,992,000.00	10,000,000.00	3.900	3.954	20	07/21/2023
89115BL24	22082	TORONTO DOMINION BANK NY		08/25/2022	10,000,000.00	9,991,300.00	10,000,000.00	3.970	4.025	23	07/24/2023
89115BKT6	22253	TORONTO DOMINION BANK NY		12/08/2022	10,000,000.00	9,999,900.00	10,000,000.00	5.280	5.353	38	08/08/2023
90275DQD5	22067	UBS AG STAMFORD CT		08/16/2022	10,000,000.00	9,992,100.00	10,000,000.00	3.910	3.964	20	07/21/2023
96130AQX9	22254	WESTPAC BANKING CORP NY		12/08/2022	15,000,000.00	15,000,000.00	15,000,000.00	5.180	5.252	6	07/07/2023
96130AQY7	22255	WESTPAC BANKING CORP NY		12/08/2022	15,000,000.00	14,999,700.00	15,000,000.00	5.250	5.323	39	08/09/2023
		Subtotal and Average	**316,333,333.33**		**345,000,000.00**	**344,691,800.00**	**345,000,000.00**		**4.747**	**75**	
Collateralized CDs											
SYS22579	22579	Five Star Bank - CD		06/20/2023	10,000,000.00	10,000,000.00	10,000,000.00	4.900	4.968	552	01/03/2025
SYS22580	22580	Five Star Bank - CD		06/20/2023	10,000,000.00	10,000,000.00	10,000,000.00	4.900	4.968	587	02/07/2025
SYS22468	22468	River City Bank		04/19/2023	3,000,000.00	3,000,000.00	3,000,000.00	4.650	4.715	293	04/19/2024
		Subtotal and Average	**10,333,333.33**		**23,000,000.00**	**23,000,000.00**	**23,000,000.00**		**4.935**	**533**	
Commercial Paper Disc. -Amortizing											
22533UU35	22595	Credit Agricole CIB		06/30/2023	50,000,000.00	49,986,111.11	49,986,111.11	5.000	5.072	2	07/03/2023
53948BU56	22196	Lloyds Bank Corp Mkts NY		11/04/2022	20,000,000.00	19,988,288.89	19,988,288.89	5.270	5.569	4	07/05/2023

General Fund
Portfolio Management
Portfolio Details - Investments
June 30, 2023

CUSIP	Investment #	Issuer	Average Balance	Purchase Date	Par Value	Market Value	Book Value	Stated Rate	YTM 365	Days to Maturity	Maturity Date
Commercial Paper Disc. -Amortizing											
21687BU58	22208	RABOBANK NEDERLAND NV NY		11/09/2022	25,000,000.00	24,985,736.11	24,985,736.11	5.135	5.418	4	07/05/2023
		Subtotal and Average	**188,849,935.26**		**95,000,000.00**	**94,960,136.11**	**94,960,136.11**		**5.267**	**3**	
Federal Agency Disc. -Amortizing											
313384JV2	22245	Federal Home Loan Bank Discoun		12/08/2022	10,000,000.00	9,961,458.33	9,961,458.33	4.625	4.876	30	07/31/2023
313588HR9	22594	Fannie Discount		06/30/2023	120,000,000.00	119,969,000.00	119,969,000.00	4.650	4.782	2	07/03/2023
		Subtotal and Average	**23,267,428.56**		**130,000,000.00**	**129,930,458.33**	**129,930,458.33**		**4.789**	**4**	
Local Agency Bond											
SYS16098	16098	Ackerman School District		04/03/2017	5,291,521.59	5,250,951.49	5,291,521.59	2.800	2.800	5,025	04/03/2037
SYS17042	17042	Mid Placer Public School Trans		12/21/2017	188,647.37	189,450.44	188,647.37	2.850	2.850	1,634	12/21/2027
SYS18093	18093	Mid Placer Public School Trans		01/16/2019	618,938.38	630,105.89	618,938.38	3.000	3.000	2,026	01/16/2029
16115	16115	Newcastle Elementary SD		06/30/2017	2,581,953.75	2,332,919.15	2,581,953.75	2.800	2.800	8,765	06/30/2047
SYS19127	19127	Placer Hills Fire Protection		10/21/2019	152,414.80	153,047.93	152,414.80	3.000	3.000	478	10/21/2024
		Subtotal and Average	**8,882,796.83**		**8,833,475.89**	**8,556,474.90**	**8,833,475.89**		**2.819**	**5,757**	
mPower Placer											
2016NR-A	2016NR-A	mPower Placer		08/04/2016	3,215,202.45	2,789,683.27	3,215,202.45	3.000	3.042	5,177	09/02/2037
2017 NR	2017 NR	mPower Placer		07/06/2017	21,290.64	18,291.75	21,290.64	3.000	3.042	5,542	09/02/2038
2017 R	2017 R	mPower Placer		07/06/2017	24,467.21	21,020.91	24,467.21	3.000	3.042	5,542	09/02/2038
2018 NR	2018 NR	mPower Placer		07/26/2018	42,333.41	34,794.85	42,333.41	4.500	4.563	5,907	09/02/2039
2018 R	2018 R	mPower Placer		07/12/2018	132,148.30	127,905.02	132,148.30	4.500	4.563	5,907	09/02/2039
2018 S-NR	18003	Pioneer Community Energy		08/09/2018	290,576.68	282,012.51	290,576.68	4.500	4.563	5,907	09/02/2039
2017 S NR	2017 S-NR	Pioneer Community Energy		09/28/2017	121,872.98	101,213.19	121,872.98	3.000	3.042	5,542	09/02/2038
2017 S-R	2017 S-R	Pioneer Community Energy		07/06/2017	1,442,876.01	1,246,248.08	1,442,876.01	3.000	3.042	5,542	09/02/2038
2018 S-R	2018 S-R	Pioneer Community Energy		07/12/2018	1,071,482.43	1,034,595.58	1,071,482.43	4.500	4.563	5,907	09/02/2039
2019-20 NR	2019-20 NR	Pioneer Community Energy		07/18/2019	-0.01	-0.01	-0.01	4.500	4.563	6,273	09/02/2040
2019-20 R-1	2019-20 R-1	Pioneer Community Energy		07/11/2019	842,661.62	808,787.47	842,661.62	4.500	4.563	6,273	09/02/2040
2020-21 NR	2020-21 NR	Pioneer Community Energy		10/01/2020	0.00	0.00	0.00	4.500	4.563	0	09/02/2041
2020-21 R1	2020-21 R1	Pioneer Community Energy		07/23/2020	776,263.80	743,474.42	776,263.80	4.500	4.563	6,638	09/02/2041
2021-22 R1	2021-22 R1	Pioneer Community Energy		08/26/2021	833,232.10	801,425.96	833,232.10	4.500	4.563	7,003	09/02/2042
2016S R-1	2016S R-1	Sierra Valley Energy Authority		01/26/2017	63,093.83	55,476.64	63,093.83	3.000	3.042	5,177	09/02/2037
		Subtotal and Average	**8,877,501.45**		**8,877,501.45**	**8,064,929.64**	**8,877,501.45**		**3.725**	**5,773**	

General Fund
Portfolio Management
Portfolio Details - Investments
June 30, 2023

CUSIP	Investment #	Issuer	Average Balance	Purchase Date	Par Value	Market Value	Book Value	Stated Rate	YTM 365	Days to Maturity	Maturity Date
mPower - Folsom											
2016-IA3 #2	2016-IA3 #2	mPower Folsom		07/14/2016	87,659.92	82,513.23	87,659.92	2.750	2.788	5,177	09/02/2037
2017-IA3 #3	2017-IA3 #3	mPower Folsom		07/27/2017	30,467.10	27,678.81	30,467.10	2.000	2.028	5,542	09/02/2038
MFIA-2 NR	IA2-NR	mPower Folsom		08/06/2015	0.00	0.00	0.00	2.750	2.788	0	09/02/2036
MFIA-3	MFIA-3	mPower Folsom		09/01/2015	206,625.87	196,664.02	206,625.87	2.750	2.788	4,812	09/02/2036
MF R-1	MFR-1	mPower Folsom		09/01/2015	136,595.55	132,149.50	136,595.55	2.750	2.788	4,812	09/02/2036
		Subtotal and Average	**461,348.44**		**461,348.44**	**439,005.56**	**461,348.44**		**2.738**	**4,930**	
		Total and Average	**2,348,971,295.43**		**2,393,887,784.46**	**2,330,582,459.07**	**2,388,624,415.53**		**2.908**	**450**	

General Fund
Portfolio Management
Portfolio Details - Cash
June 30, 2023

CUSIP	Investment #	Issuer	Average Balance	Purchase Date	Par Value	Market Value	Book Value	Stated Rate	YTM 365	Days to Maturity
Cash at Bank										
SYS00000	00000	PLACER COUNTY CASH			19,137,070.38	19,137,070.38	19,137,070.38		0.000	1
Undeposited Receipts										
SYS00000VAULT	00000VAULT	PLACER COUNTY CASH			13,246,137.39	13,246,137.39	13,246,137.39		0.000	1
		Average Balance	0.00							1
		Total Cash and Investments	2,348,971,295.43		2,426,270,992.23	2,362,965,666.84	2,421,007,623.30		2.908	450

Office of
Tristan Butcher
Treasurer-Tax Collector
County of Placer

COUNTY OF PLACER

TREASURER'S POOLED INVESTMENT REPORT

For the Month of July 31, 2023

2976 Richardson Drive • Auburn, California 95603
Tax Collector / Business Licenses (530) 889-4120 • Treasurer (530) 889-4140 • Bonds (530) 889-4146

PREFACE

Placer County Treasurer's Pooled Investment Report

July 31, 2023

For the purpose of clarity, the following glossary of investment terms has been provided.

Book Value is the purchase price of a security plus amortization of any premium or discount. This may be more or less than face value, depending upon whether the security was purchased at a premium or at a discount.

Par Value is the principal amount of a security and the amount of principal that will be paid at maturity.

Market Value is the value at which a security can be sold at the time it is priced or the need to sell arises.

Market values are only relevant if the investment is sold prior to maturity. Profit or loss would be realized only if the specific investment were to be sold.

Government Code 53646 Compliance Report

The following information is a monthly update of funds on deposit in the Placer County Treasury pursuant to California Government code Section 53646. Further details of individual investments are included in the Treasurer's Monthly Investment Report. All investment transactions and decisions have been made with full compliance with California Government Code and Placer County's Statement of Investment Policy.

Individual securities are priced at the end of each month by Wells Fargo Bank.

The Weighted Average Maturity of the investments with the Treasury is 555 days.

The ability of the Placer County Treasury to meet its cash flow needs is demonstrated by $548,935,774.88 in cash and investments maturing in the next 180 days.

General Fund
Portfolio Management
Portfolio Summary
July 31, 2023

Investments	Par Value	Market Value	Book Value	% of Portfolio	Term	Days to Maturity	YTM 360 Equiv.	YTM 365 Equiv.
LGIP	30,273,810.41	30,273,810.41	30,273,810.41	1.40	1	1	4.932	5.000
U.S. Treasury Coupons	495,000,000.00	471,743,889.88	488,700,476.31	22.65	1,151	617	1.811	1.836
mPower Placer - Long Term	3,571,560.46	3,400,785.00	3,577,945.88	0.17	7,342	4,823	4.103	4.160
Federal Agency Coupons	1,284,000,000.00	1,247,211,960.00	1,283,752,450.26	59.50	987	580	2.699	2.736
Collateralized Inactive Bank Deposi	25,000,000.00	25,000,000.00	25,000,000.00	1.16	1	1	4.438	4.500
Medium Term Notes	10,000,000.00	9,788,500.00	9,980,228.11	0.46	758	163	0.888	0.900
Negotiable Certificates of Deposit	195,000,000.00	194,840,300.00	195,000,000.00	9.04	294	90	5.065	5.135
Collateralized CDs	23,000,000.00	23,000,000.00	23,000,000.00	1.07	553	502	4.867	4.935
Commercial Paper Disc. -Amortizing	80,000,000.00	80,000,000.00	80,000,000.00	3.71	1	0	5.251	5.324
Local Agency Bond	8,786,015.70	8,490,396.48	8,786,015.70	0.41	7,967	5,746	2.779	2.818
mPower Placer	8,877,501.45	8,064,929.64	8,877,501.45	0.41	7,706	5,742	3.674	3.725
mPower - Folsom	461,348.44	439,005.56	461,348.44	0.02	7,683	4,899	2.700	2.738
Investments	**2,163,970,236.46**	**2,102,253,576.97**	**2,157,409,776.56**	**100.00%**	**962**	**555**	**2.879**	**2.919**
Cash								
Passbook/Checking (not included in yield calculations)	18,935,774.88	18,935,774.88	18,935,774.88		1	1	0.000	0.000
Total Cash and Investments	**2,182,906,011.34**	**2,121,189,351.85**	**2,176,345,551.44**		**962**	**555**	**2.879**	**2.919**

Total Earnings	July 31 Month Ending	Fiscal Year To Date
Current Year	5,782,643.54	5,782,643.54
Average Daily Balance	**2,347,195,848.06**	**2,347,195,848.06**
Effective Rate of Return	**2.90%**	**2.90%**

JONATHAN SCHMIDT, ASST. TREASURER-TAX COLLECTOR

8/14/23

General Fund
Portfolio Management
Portfolio Details - Investments
July 31, 2023

CUSIP	Investment #	Issuer	Average Balance	Purchase Date	Par Value	Market Value	Book Value	Stated Rate	YTM 365	Days to Maturity	Maturity Date
LGIP											
LGIP	22486	California Asset Mgm't Prog			30,273,810.41	30,273,810.41	30,273,810.41	5.000	5.000	1	
		Subtotal and Average	**30,273,810.41**		**30,273,810.41**	**30,273,810.41**	**30,273,810.41**		**5.000**	**1**	
U.S. Treasury Coupons											
91282CCG4	21124	U.S TREASURY N/B		09/28/2021	5,000,000.00	4,783,800.00	4,990,192.20	0.250	0.476	319	06/15/2024
91282CBH3	20549	U. S. TREASURY COUPON		03/10/2021	10,000,000.00	9,000,000.00	9,896,165.41	0.375	0.773	914	01/31/2026
9128282U3	20550	U. S. TREASURY COUPON		03/10/2021	10,000,000.00	9,634,000.00	10,153,713.09	1.875	0.443	396	08/31/2024
912828Z52	20551	U. S. TREASURY COUPON		03/10/2021	10,000,000.00	9,457,000.00	10,121,166.77	1.375	0.559	549	01/31/2025
91282CAJ0	20553	U. S. TREASURY COUPON		03/11/2021	10,000,000.00	9,098,400.00	9,911,973.82	0.250	0.680	761	08/31/2025
91282CAF8	20555	U. S. TREASURY COUPON		03/11/2021	10,000,000.00	9,979,400.00	9,999,674.49	0.125	0.210	14	08/15/2023
91282CAB7	20556	U. S. TREASURY COUPON		03/11/2021	10,000,000.00	9,125,800.00	9,919,297.79	0.250	0.660	730	07/31/2025
91282CBH3	20557	U. S. TREASURY COUPON		03/11/2021	10,000,000.00	9,000,000.00	9,900,902.35	0.375	0.753	914	01/31/2026
91282CBQ3	20558	U. S. TREASURY COUPON		03/11/2021	10,000,000.00	9,003,900.00	9,927,825.41	0.500	0.786	942	02/28/2026
91282CBM2	20559	U. S. TREASURY COUPON		03/11/2021	10,000,000.00	9,721,900.00	9,990,467.44	0.125	0.302	198	02/15/2024
912828ZT0	20569	U. S. TREASURY COUPON		03/19/2021	10,000,000.00	9,178,900.00	9,925,724.21	0.250	0.662	669	05/31/2025
912828ZW3	20575	U. S. TREASURY COUPON		03/25/2021	10,000,000.00	9,155,900.00	9,930,073.36	0.250	0.621	699	06/30/2025
91282CAF8	20589	U. S. TREASURY COUPON		04/07/2021	10,000,000.00	9,979,400.00	9,999,656.61	0.125	0.215	14	08/15/2023
91282CAM3	20590	U. S. TREASURY COUPON		04/07/2021	10,000,000.00	9,078,900.00	9,893,922.29	0.250	0.749	791	09/30/2025
912828Y87	20591	U. S. TREASURY COUPON		04/07/2021	10,000,000.00	9,649,200.00	10,131,864.16	1.750	0.421	365	07/31/2024
912828ZT0	20600	U. S. TREASURY COUPON		04/09/2021	10,000,000.00	9,178,900.00	9,926,765.95	0.250	0.656	669	05/31/2025
91282CAB7	20601	U. S. TREASURY COUPON		04/09/2021	10,000,000.00	9,125,800.00	9,911,590.69	0.250	0.700	730	07/31/2025
91282CAF8	20606	U. S. TREASURY COUPON		04/12/2021	10,000,000.00	9,979,400.00	9,999,667.40	0.125	0.212	14	08/15/2023
91282CAB7	20612	U. S. TREASURY COUPON		04/15/2021	10,000,000.00	9,125,800.00	9,919,981.66	0.250	0.656	730	07/31/2025
91282CCC3	20670	U. S. TREASURY COUPON		05/20/2021	10,000,000.00	9,603,100.00	9,992,266.27	0.250	0.349	288	05/15/2024
91282CCL3	21049	U. S. TREASURY COUPON		08/06/2021	10,000,000.00	9,539,100.00	9,997,969.04	0.375	0.396	349	07/15/2024
91282CCL3	21059	U. S. TREASURY COUPON		08/13/2021	10,000,000.00	9,539,100.00	9,996,678.04	0.375	0.410	349	07/15/2024
91282CCC3	21061	U. S. TREASURY COUPON		08/13/2021	10,000,000.00	9,603,100.00	9,990,382.70	0.250	0.373	288	05/15/2024
91282CCL3	21140	U. S. TREASURY COUPON		10/08/2021	10,000,000.00	9,539,100.00	9,987,054.90	0.375	0.512	349	07/15/2024
91282CCL3	21152	U. S. TREASURY COUPON		10/19/2021	10,000,000.00	9,539,100.00	9,974,779.30	0.375	0.642	349	07/15/2024
91282CBE0	21178	U. S. TREASURY COUPON		11/02/2021	10,000,000.00	9,769,100.00	9,981,500.70	0.125	0.533	167	01/15/2024
91282CBE0	21190	U. S. TREASURY COUPON		11/09/2021	10,000,000.00	9,769,100.00	9,982,074.87	0.125	0.520	167	01/15/2024
91282CCL3	21196	U. S. TREASURY COUPON		11/10/2021	10,000,000.00	9,539,100.00	9,968,775.56	0.375	0.705	349	07/15/2024
91282CCC3	21219	U. S. TREASURY COUPON		12/02/2021	10,000,000.00	9,603,100.00	9,962,541.90	0.250	0.730	288	05/15/2024
91282CAK7	21232	U. S. TREASURY COUPON		12/09/2021	10,000,000.00	9,935,900.00	9,994,058.87	0.125	0.611	45	09/15/2023
91282CCU3	21233	U. S. TREASURY COUPON		12/09/2021	10,000,000.00	9,957,100.00	9,996,093.75	0.125	0.604	30	08/31/2023
91282CBE0	21242	U. S. TREASURY COUPON		12/13/2021	10,000,000.00	9,769,100.00	9,974,350.84	0.125	0.691	167	01/15/2024

General Fund
Portfolio Management
Portfolio Details - Investments
July 31, 2023

CUSIP	Investment #	Issuer	Average Balance	Purchase Date	Par Value	Market Value	Book Value	Stated Rate	YTM 365	Days to Maturity	Maturity Date
U.S. Treasury Coupons											
91282CBE0	21298	U. S. TREASURY COUPON		01/11/2022	10,000,000.00	9,769,100.00	9,963,561.18	0.125	0.931	167	01/15/2024
91282CBE0	22209	U. S. TREASURY COUPON		11/09/2022	10,000,000.00	9,769,100.00	9,796,444.59	0.125	4.759	167	01/15/2024
91282CEY3	22473	U. S. TREASURY COUPON		04/21/2023	20,000,000.00	19,288,200.00	19,608,984.38	3.000	4.054	714	07/15/2025
9128282A7	22474	U. S. TREASURY COUPON		04/21/2023	20,000,000.00	18,364,067.40	18,751,655.15	1.500	3.799	1,110	08/15/2026
9128282R0	22475	U. S. TREASURY COUPON		04/21/2023	20,000,000.00	18,566,001.10	19,019,797.22	2.250	3.681	1,475	08/15/2027
9128283W8	22476	U. S. TREASURY COUPON		04/21/2023	10,000,000.00	9,438,478.45	9,679,907.09	2.750	3.644	1,659	02/15/2028
91282CGG0	22558	U. S. TREASURY COUPON		06/12/2023	5,000,000.00	4,924,050.00	4,949,877.40	4.125	4.825	549	01/31/2025
9128283W8	22593	U. S. TREASURY COUPON		06/29/2023	20,000,000.00	18,981,791.16	19,048,443.78	2.750	4.161	1,659	02/15/2028
91282CFE6	22609	U. S. TREASURY COUPON		07/06/2023	10,000,000.00	9,783,819.61	9,762,385.14	3.125	5.002	745	08/15/2025
91282CHH7	22612	U. S. TREASURY COUPON		07/10/2023	10,000,000.00	9,921,176.23	9,898,091.90	4.125	4.614	1,049	06/15/2026
91282CGL9	22613	U. S. TREASURY COUPON		07/10/2023	10,000,000.00	10,003,220.99	9,989,269.36	4.000	4.722	929	02/15/2026
91282CEU1	22614	U. S. TREASURY COUPON		07/10/2023	20,000,000.00	19,292,475.96	19,300,536.58	2.875	4.968	684	06/15/2025
91282CFE6	22615	U. S. TREASURY COUPON		07/10/2023	15,000,000.00	14,680,908.98	14,682,370.70	3.125	4.882	745	08/15/2025
		Subtotal and Average	**506,362,750.61**		**495,000,000.00**	**471,743,889.88**	**488,700,476.31**		**1.836**	**617**	
mPower Placer - Long Term											
2015NR-A	2015NR-A	mPower Placer		06/16/2015	914,362.11	865,115.48	914,362.11	4.000	3.999	4,415	09/02/2035
2015NR-BLT	2015NR-BLT	mPower Placer		09/02/2016	2,023,291.36	1,901,301.05	2,023,291.36	4.000	4.000	4,781	09/02/2036
72601FAC2	2018B	Public Finance Authority		06/28/2018	633,906.99	634,368.47	640,292.41	5.050	4.894	5,540	10/01/2038
		Subtotal and Average	**3,577,994.05**		**3,571,560.46**	**3,400,785.00**	**3,577,945.88**		**4.160**	**4,823**	
Federal Agency Coupons											
3133EL3E2	20077	FEDERAL FARM CREDIT BANK		08/11/2020	10,000,000.00	9,985,200.00	10,000,000.00	0.320	0.320	9	08/10/2023
3133EL3E2	20078	FEDERAL FARM CREDIT BANK		08/11/2020	10,000,000.00	9,985,200.00	9,999,983.32	0.320	0.327	9	08/10/2023
3133EMLE0	20436	FEDERAL FARM CREDIT BANK		12/22/2020	10,000,000.00	9,922,900.00	10,000,000.00	0.190	0.190	52	09/22/2023
3133EMMN9	20473	FEDERAL FARM CREDIT BANK		01/15/2021	10,000,000.00	9,757,000.00	9,997,769.52	0.190	0.240	163	01/11/2024
3133EMNG3	20476	FEDERAL FARM CREDIT BANK		01/19/2021	10,000,000.00	9,760,000.00	9,999,331.11	0.230	0.244	171	01/19/2024
3133EMNG3	20498	FEDERAL FARM CREDIT BANK		01/29/2021	10,000,000.00	9,760,000.00	10,001,365.98	0.230	0.201	171	01/19/2024
3133EMMQ2	20500	FEDERAL FARM CREDIT BANK		01/29/2021	10,000,000.00	9,279,200.00	9,998,533.71	0.300	0.310	531	01/13/2025
3133EMUF7	20570	FEDERAL FARM CREDIT BANK		03/22/2021	10,000,000.00	9,932,000.00	9,999,632.80	0.220	0.246	52	09/22/2023
3133EMYE6	20641	FEDERAL FARM CREDIT BANK		05/04/2021	10,000,000.00	9,017,600.00	9,994,483.33	1.000	1.021	1,007	05/04/2026
3133EME40	20694	FEDERAL FARM CREDIT BANK		06/04/2021	10,000,000.00	9,562,200.00	10,000,000.00	0.330	0.330	307	06/03/2024
3133EME40	20700	FEDERAL FARM CREDIT BANK		06/11/2021	10,000,000.00	9,562,200.00	10,000,000.00	0.330	0.330	307	06/03/2024
3133EM2E1	21053	FEDERAL FARM CREDIT BANK		08/10/2021	10,000,000.00	9,987,300.00	9,999,855.00	0.160	0.218	9	08/10/2023
3133EM2U5	21068	FEDERAL FARM CREDIT BANK		08/19/2021	10,000,000.00	9,473,700.00	10,000,000.00	0.460	0.460	384	08/19/2024
3133EMZ70	21069	FEDERAL FARM CREDIT BANK		08/19/2021	10,000,000.00	9,272,800.00	9,992,320.14	0.480	0.531	559	02/10/2025

General Fund
Portfolio Management
Portfolio Details - Investments
July 31, 2023

CUSIP	Investment #	Issuer	Average Balance	Purchase Date	Par Value	Market Value	Book Value	Stated Rate	YTM 365	Days to Maturity	Maturity Date
Federal Agency Coupons											
3133EM3E0	21107	FEDERAL FARM CREDIT BANK		09/09/2021	10,000,000.00	9,204,400.00	9,997,556.22	0.610	0.624	661	05/23/2025
3133ELQ56	21260	FEDERAL FARM CREDIT BANK		12/17/2021	5,000,000.00	4,772,600.00	4,990,956.28	0.570	0.769	336	07/02/2024
3133ENLY4	21316	FEDERAL FARM CREDIT BANK		01/25/2022	10,000,000.00	9,776,800.00	10,000,000.00	1.040	1.040	177	01/25/2024
3133ENLY4	21326	FEDERAL FARM CREDIT BANK		02/02/2022	5,000,000.00	4,888,400.00	4,997,559.61	1.040	1.142	177	01/25/2024
3133ENLF5	21328	FEDERAL FARM CREDIT BANK		02/03/2022	5,000,000.00	4,890,300.00	4,993,196.82	0.900	1.198	170	01/18/2024
3133ENNE6	21334	FEDERAL FARM CREDIT BANK		02/09/2022	5,000,000.00	4,883,050.00	5,000,000.00	1.230	1.230	192	02/09/2024
3133ENF39	22047	FEDERAL FARM CREDIT BANK		08/08/2022	10,000,000.00	9,995,500.00	10,000,000.00	3.125	3.125	7	08/08/2023
3133ENY87	22204	FEDERAL FARM CREDIT BANK		11/09/2022	10,000,000.00	9,981,600.00	10,000,000.00	5.050	5.050	100	11/09/2023
3130AKMA1	20499	FEDERAL HOME LOAN BANK		01/29/2021	10,000,000.00	9,271,200.00	9,999,073.62	0.320	0.326	540	01/22/2025
3130AKWV4	20503	FEDERAL HOME LOAN BANK		02/01/2021	10,000,000.00	8,966,400.00	9,999,001.11	0.500	0.504	912	01/29/2026
3130AKMR4	20508	FEDERAL HOME LOAN BANK		02/03/2021	10,000,000.00	9,280,300.00	9,997,789.03	0.330	0.345	533	01/15/2025
3130AKMR4	20509	FEDERAL HOME LOAN BANK		02/03/2021	10,000,000.00	9,280,300.00	9,997,789.03	0.330	0.345	533	01/15/2025
3130ALTH7	20579	FEDERAL HOME LOAN BANK		03/30/2021	10,000,000.00	9,403,300.00	10,000,000.00	0.510	0.510	426	09/30/2024
3130ALCV4	20609	FEDERAL HOME LOAN BANK		04/14/2021	10,000,000.00	9,002,200.00	9,956,803.60	0.750	0.923	938	02/24/2026
3130AMF23	20679	FEDERAL HOME LOAN BANK		05/26/2021	10,000,000.00	9,432,400.00	9,999,654.17	0.500	0.503	422	09/26/2024
3130AMPB2	20684	FEDERAL HOME LOAN BANK		05/28/2021	10,000,000.00	9,578,900.00	10,000,000.00	0.375	0.375	297	05/24/2024
3130AMHQ8	20689	FEDERAL HOME LOAN BANK		06/01/2021	10,000,000.00	9,277,700.00	10,000,000.00	0.625	0.625	576	02/27/2025
3130AMHH8	20690	FEDERAL HOME LOAN BANK		06/01/2021	10,000,000.00	9,491,000.00	10,000,000.00	0.410	0.410	366	08/01/2024
3130AMXJ6	20722	FEDERAL HOME LOAN BANK		06/30/2021	10,000,000.00	9,428,500.00	10,000,000.00	0.500	0.542	426	09/30/2024
3130AMV66	21003	FEDERAL HOME LOAN BANK		07/02/2021	10,000,000.00	9,530,200.00	9,990,882.90	0.330	0.431	332	06/28/2024
3130AMZQ8	21004	FEDERAL HOME LOAN BANK		07/02/2021	10,000,000.00	9,466,400.00	9,998,803.60	0.510	0.521	395	08/30/2024
3130ANSM3	21080	FEDERAL HOME LOAN BANK		08/25/2021	10,000,000.00	9,540,300.00	10,000,000.00	0.400	0.400	329	06/25/2024
3130ANJD3	21083	FEDERAL HOME LOAN BANK		08/26/2021	5,000,000.00	4,514,850.00	5,000,000.00	0.700	0.670	1,121	08/26/2026
3130ANRX0	21084	FEDERAL HOME LOAN BANK		08/26/2021	5,000,000.00	4,506,200.00	5,000,000.00	0.750	0.700	1,121	08/26/2026
3130ANSM3	21090	FEDERAL HOME LOAN BANK		08/27/2021	5,000,000.00	4,770,150.00	5,000,000.00	0.400	0.400	329	06/25/2024
3130ANVS6	21092	FEDERAL HOME LOAN BANK		08/30/2021	10,000,000.00	8,945,100.00	10,000,000.00	1.000	1.001	1,121	08/26/2026
3130ANW22	21093	FEDERAL HOME LOAN BANK		08/30/2021	5,000,000.00	4,521,150.00	5,000,000.00	0.850	0.850	939	02/25/2026
3130ANYE4	21129	FEDERAL HOME LOAN BANK		09/30/2021	5,000,000.00	4,768,200.00	4,997,683.20	0.400	0.451	332	06/28/2024
3130AP3J2	21130	FEDERAL HOME LOAN BANK		09/30/2021	10,000,000.00	9,295,400.00	9,992,588.75	0.550	0.600	548	01/30/2025
3130APMK8	21202	FEDERAL HOME LOAN BANK		11/16/2021	5,000,000.00	4,735,450.00	4,996,029.41	0.750	0.822	412	09/16/2024
3130APUS2	21207	FEDERAL HOME LOAN BANK		11/22/2021	5,000,000.00	4,615,800.00	4,993,151.45	1.000	1.146	749	08/19/2025
3130APUN3	21215	FEDERAL HOME LOAN BANK		11/30/2021	4,000,000.00	3,605,360.00	4,000,000.00	1.250	1.250	1,123	08/28/2026
3130AQB85	21238	FEDERAL HOME LOAN BANK		12/10/2021	10,000,000.00	9,283,600.00	10,000,000.00	1.200	1.200	679	06/10/2025
3130AQCF8	21252	FEDERAL HOME LOAN BANK		12/16/2021	15,000,000.00	14,662,350.00	15,000,000.00	0.760	0.760	168	01/16/2024
3130AQCK7	21253	FEDERAL HOME LOAN BANK		12/16/2021	10,000,000.00	9,497,200.00	10,000,000.00	1.250	1.317	534	01/16/2025
3130AQCT8	21256	FEDERAL HOME LOAN BANK		12/17/2021	5,000,000.00	4,530,400.00	5,000,000.00	1.330	1.468	1,081	07/17/2026

General Fund
Portfolio Management
Portfolio Details - Investments
July 31, 2023

CUSIP	Investment #	Issuer	Average Balance	Purchase Date	Par Value	Market Value	Book Value	Stated Rate	YTM 365	Days to Maturity	Maturity Date
Federal Agency Coupons											
3130AQCN1	21257	FEDERAL HOME LOAN BANK		12/17/2021	10,000,000.00	9,470,600.00	10,000,000.00	1.250	1.254	535	01/17/2025
3130AQCJ0	21258	FEDERAL HOME LOAN BANK		12/17/2021	10,000,000.00	9,438,500.00	10,000,000.00	1.250	1.541	686	06/17/2025
3130AQCL5	21259	FEDERAL HOME LOAN BANK		12/17/2021	15,000,000.00	14,226,600.00	15,000,000.00	1.250	1.023	535	01/17/2025
3130AQCV3	21269	FEDERAL HOME LOAN BANK		12/22/2021	5,000,000.00	4,882,600.00	4,999,259.00	0.710	0.742	174	01/22/2024
3130AQEN9	21283	FEDERAL HOME LOAN BANK		12/30/2021	10,000,000.00	9,359,300.00	10,000,000.00	1.000	1.000	548	01/30/2025
3130AQFH1	21291	FEDERAL HOME LOAN BANK		01/05/2022	10,000,000.00	9,575,300.00	9,998,144.44	0.950	0.970	339	07/05/2024
3130AQGT4	21311	FEDERAL HOME LOAN BANK		01/21/2022	5,000,000.00	4,694,500.00	4,984,408.17	1.100	1.320	531	01/13/2025
3130AQFG3	21312	FEDERAL HOME LOAN BANK		01/21/2022	5,000,000.00	4,692,250.00	4,987,731.48	1.125	1.295	539	01/21/2025
3130AQNB5	21318	FEDERAL HOME LOAN BANK		01/27/2022	5,000,000.00	4,737,600.00	4,998,138.89	1.750	1.442	545	01/27/2025
3130ARNV9	21398	FEDERAL HOME LOAN BANK		04/29/2022	5,000,000.00	4,922,200.00	5,000,000.00	3.250	2.833	363	07/29/2024
3130ATVJ3	22201	FEDERAL HOME LOAN BANK		11/07/2022	10,000,000.00	9,978,300.00	10,001,767.35	5.000	4.942	127	12/06/2023
3130ATVC8	22216	FEDERAL HOME LOAN BANK		11/15/2022	10,000,000.00	9,960,500.00	10,029,044.64	4.875	4.520	318	06/14/2024
3130ATND5	22217	FEDERAL HOME LOAN BANK		11/15/2022	5,000,000.00	4,943,500.00	4,992,830.59	4.375	4.510	409	09/13/2024
3130ASZH5	22218	FEDERAL HOME LOAN BANK		11/15/2022	5,000,000.00	4,924,400.00	4,970,388.18	4.000	4.570	393	08/28/2024
3130AUGS7	22315	FEDERAL HOME LOAN BANK		01/18/2023	20,000,000.00	19,927,600.00	20,003,475.10	4.860	4.818	161	01/09/2024
3130AUM92	22318	FEDERAL HOME LOAN BANK		01/19/2023	20,000,000.00	19,923,400.00	19,992,129.85	4.750	4.837	171	01/19/2024
3130AUT20	22346	FEDERAL HOME LOAN BANK		02/06/2023	25,000,000.00	24,837,750.00	24,996,556.74	4.780	4.805	274	05/01/2024
3130AUWX8	22360	FEDERAL HOME LOAN BANK		02/14/2023	10,000,000.00	9,947,800.00	10,000,000.00	4.960	4.966	280	05/07/2024
3130AUWW0	22361	FEDERAL HOME LOAN BANK		02/14/2023	10,000,000.00	9,946,900.00	10,000,000.00	4.960	4.966	286	05/13/2024
3130AUWZ3	22362	FEDERAL HOME LOAN BANK		02/14/2023	10,000,000.00	9,941,700.00	10,000,000.00	4.880	4.883	342	07/08/2024
3130AUWY6	22363	FEDERAL HOME LOAN BANK		02/14/2023	10,000,000.00	9,936,800.00	10,000,000.00	4.880	4.883	349	07/15/2024
3130AVBB7	22386	FEDERAL HOME LOAN BANK		03/06/2023	25,000,000.00	24,932,500.00	25,000,000.00	5.370	5.377	283	05/10/2024
3130AVB92	22387	FEDERAL HOME LOAN BANK		03/03/2023	10,000,000.00	9,985,700.00	10,000,000.00	5.360	5.367	293	05/20/2024
3130AVBA9	22388	FEDERAL HOME LOAN BANK		03/03/2023	10,000,000.00	9,971,000.00	10,000,000.00	5.360	5.367	301	05/28/2024
3130AVG71	22413	FEDERAL HOME LOAN BANK		03/21/2023	15,000,000.00	14,864,250.00	15,000,000.00	4.150	4.154	346	07/12/2024
3130AVG97	22414	FEDERAL HOME LOAN BANK		03/21/2023	15,000,000.00	14,861,550.00	15,000,000.00	4.180	4.184	353	07/19/2024
3130AVJG8	22425	FEDERAL HOME LOAN BANK		03/28/2023	10,000,000.00	9,904,300.00	10,000,000.00	4.380	4.385	349	07/15/2024
3130AVJA1	22428	FEDERAL HOME LOAN BANK		03/29/2023	20,000,000.00	19,816,800.00	20,000,000.00	4.400	4.405	342	07/08/2024
3130AVJB9	22429	FEDERAL HOME LOAN BANK		03/29/2023	20,000,000.00	19,824,400.00	20,000,000.00	4.410	4.415	335	07/01/2024
3130AVLS9	22441	FEDERAL HOME LOAN BANK		04/10/2023	25,000,000.00	24,741,000.00	25,000,000.00	4.285	4.290	339	07/05/2024
3130AVLN0	22442	FEDERAL HOME LOAN BANK		04/10/2023	25,000,000.00	24,738,000.00	25,000,000.00	4.230	4.234	353	07/19/2024
3130AVQ47	22460	FEDERAL HOME LOAN BANK		04/17/2023	25,000,000.00	24,776,000.00	25,000,000.00	4.400	4.404	387	08/22/2024
3130AVQ62	22461	FEDERAL HOME LOAN BANK		04/17/2023	25,000,000.00	24,780,750.00	25,000,000.00	4.420	4.424	378	08/13/2024
3130AVQ54	22462	FEDERAL HOME LOAN BANK		04/17/2023	25,000,000.00	24,784,250.00	25,000,000.00	4.440	4.445	371	08/06/2024
3130AVWF5	22491	FEDERAL HOME LOAN BANK		05/03/2023	10,000,000.00	9,694,300.00	10,000,000.00	3.660	3.661	1,066	07/02/2026
3130AVWE8	22492	FEDERAL HOME LOAN BANK		05/03/2023	10,000,000.00	9,786,100.00	10,000,000.00	4.000	3.961	701	07/02/2025

General Fund
Portfolio Management
Portfolio Details - Investments
July 31, 2023

CUSIP	Investment #	Issuer	Average Balance	Purchase Date	Par Value	Market Value	Book Value	Stated Rate	YTM 365	Days to Maturity	Maturity Date
Federal Agency Coupons											
3130AVWA6	22493	FEDERAL HOME LOAN BANK		05/03/2023	20,000,000.00	19,397,200.00	20,000,000.00	3.725	3.726	1,431	07/02/2027
3130AVWC2	22494	FEDERAL HOME LOAN BANK		05/03/2023	10,000,000.00	9,669,800.00	10,000,000.00	3.615	3.616	1,616	01/03/2028
3130AW2U3	22511	FEDERAL HOME LOAN BANK		05/16/2023	10,000,000.00	9,666,400.00	10,000,000.00	3.620	3.621	1,295	02/16/2027
3130AW2V1	22512	FEDERAL HOME LOAN BANK		05/16/2023	10,000,000.00	9,668,500.00	10,000,000.00	3.625	3.626	1,287	02/08/2027
3130AW2W9	22513	FEDERAL HOME LOAN BANK		05/16/2023	10,000,000.00	9,672,100.00	10,000,000.00	3.635	3.636	1,280	02/01/2027
3130AW7B0	22527	FEDERAL HOME LOAN BANK		05/23/2023	10,000,000.00	9,765,900.00	10,000,000.00	3.925	3.926	1,142	09/16/2026
3130AW7C8	22528	FEDERAL HOME LOAN BANK		05/23/2023	10,000,000.00	9,764,200.00	10,000,000.00	3.920	3.921	1,149	09/23/2026
3130AW7A2	22529	FEDERAL HOME LOAN BANK		05/23/2023	10,000,000.00	9,767,700.00	10,000,000.00	3.930	3.932	1,130	09/04/2026
3130AW6Z8	22530	FEDERAL HOME LOAN BANK		05/23/2023	10,000,000.00	9,767,500.00	10,000,000.00	3.930	3.931	1,136	09/10/2026
3130AW6X31	22531	FEDERAL HOME LOAN BANK		05/23/2023	10,000,000.00	9,844,600.00	10,000,000.00	4.180	4.182	769	09/08/2025
3130AW6Y1	22532	FEDERAL HOME LOAN BANK		05/23/2023	10,000,000.00	9,881,600.00	10,000,000.00	4.180	4.182	763	09/02/2025
3130AWFA3	22559	FEDERAL HOME LOAN BANK		06/12/2023	10,000,000.00	9,828,700.00	10,000,000.00	4.060	4.061	1,499	09/08/2027
3130AWF96	22560	FEDERAL HOME LOAN BANK		06/12/2023	10,000,000.00	9,837,400.00	10,000,000.00	4.020	4.021	1,651	02/07/2028
3130AWFB1	22565	FEDERAL HOME LOAN BANK		06/13/2023	10,000,000.00	9,831,400.00	10,000,000.00	4.070	4.071	1,492	09/01/2027
3130AWFC9	22566	FEDERAL HOME LOAN BANK		06/13/2023	10,000,000.00	9,840,700.00	10,000,000.00	4.025	4.026	1,658	02/14/2028
3130AWLA6	22600	FEDERAL HOME LOAN BANK		07/06/2023	15,000,000.00	15,020,100.00	15,000,000.00	4.905	4.907	734	08/04/2025
3130AWLB4	22601	FEDERAL HOME LOAN BANK		07/06/2023	10,000,000.00	10,013,400.00	10,000,000.00	4.895	4.897	741	08/11/2025
3130AWL57	22602	FEDERAL HOME LOAN BANK		07/06/2023	20,000,000.00	20,022,600.00	20,000,000.00	4.460	4.461	1,291	02/12/2027
3130AWL73	22603	FEDERAL HOME LOAN BANK		07/06/2023	10,000,000.00	10,060,000.00	10,000,000.00	4.450	4.451	1,304	02/25/2027
3130AWL81	22604	FEDERAL HOME LOAN BANK		07/06/2023	10,000,000.00	10,075,600.00	10,000,000.00	4.275	4.276	1,651	02/07/2028
3130AWL65	22605	FEDERAL HOME LOAN BANK		07/06/2023	20,000,000.00	20,021,600.00	20,000,000.00	4.450	4.451	1,301	02/22/2027
3130AWL99	22606	FEDERAL HOME LOAN BANK		07/06/2023	20,000,000.00	20,152,400.00	20,000,000.00	4.270	4.271	1,666	02/22/2028
3134GXCY8	20375	FED HOME LOAN MORT CORP		12/01/2020	10,000,000.00	9,969,200.00	9,999,955.19	0.270	0.277	22	08/23/2023
3137EAEV7	20404	FED HOME LOAN MORT CORP		12/10/2020	10,000,000.00	9,968,200.00	10,000,252.67	0.250	0.210	23	08/24/2023
3137EAEX3	20417	FED HOME LOAN MORT CORP		12/15/2020	10,000,000.00	9,098,200.00	9,990,473.57	0.375	0.419	784	09/23/2025
3134GXGS7	20574	FED HOME LOAN MORT CORP		03/25/2021	10,000,000.00	9,552,200.00	9,999,863.71	0.430	0.432	322	06/18/2024
3134GXHY3	21206	FED HOME LOAN MORT CORP		11/22/2021	5,000,000.00	4,457,500.00	4,938,212.11	0.750	1.190	1,057	06/23/2026
3134GYBU5	22290	FED HOME LOAN MORT CORP		12/30/2022	20,000,000.00	19,847,200.00	20,000,000.00	5.000	5.000	360	07/26/2024
3135GA5U1	20409	FEDERAL NATIONAL MORT. ASSOC.		12/14/2020	10,000,000.00	9,552,400.00	10,000,000.00	0.375	0.375	318	06/14/2024
3135G05X7	20421	FEDERAL NATIONAL MORT. ASSOC.		12/15/2020	10,000,000.00	9,118,300.00	9,990,755.03	0.375	0.420	755	08/25/2025
3135GAC90	20475	FEDERAL NATIONAL MORT. ASSOC.		01/15/2021	10,000,000.00	9,500,100.00	9,997,269.84	0.250	0.279	349	07/15/2024
		Subtotal and Average	**1,286,494,997.60**		**1,284,000,000.00**	**1,247,211,960.00**	**1,283,752,450.26**		**2.736**	**580**	
Collateralized Inactive Bank Deposi											
SYS19055	19055	Five Star Bank - PIMMA			25,000,000.00	25,000,000.00	25,000,000.00	4.500	4.500	1	

General Fund
Portfolio Management
Portfolio Details - Investments
July 31, 2023

CUSIP	Investment #	Issuer	Average Balance	Purchase Date	Par Value	Market Value	Book Value	Stated Rate	YTM 365	Days to Maturity	Maturity Date
		Subtotal and Average	29,032,258.06		25,000,000.00	25,000,000.00	25,000,000.00		4.500	1	
Medium Term Notes											
89236THU2	21246	TOYOTA MOTOR CREDIT		12/14/2021	10,000,000.00	9,788,500.00	9,980,228.11	0.450	0.900	163	01/11/2024
		Subtotal and Average	9,978,494.09		10,000,000.00	9,788,500.00	9,980,228.11		0.900	163	
Negotiable Certificates of Deposit											
0727MCB71	22342	BAYERISCHE LANDESBK NY		02/02/2023	15,000,000.00	14,941,800.00	15,000,000.00	5.230	5.303	209	02/26/2024
13606KLB0	22043	CANADIAN IMP BK COMM NY		08/03/2022	25,000,000.00	24,996,750.00	25,000,000.00	3.900	3.954	2	08/03/2023
13606KYF7	22587	CANADIAN IMP BK COMM NY		06/27/2023	25,000,000.00	24,999,250.00	25,000,000.00	5.760	5.840	198	02/15/2024
65602Y4U1	22268	NORINCHUKIN BANK NY		12/14/2022	25,000,000.00	24,988,750.00	25,000,000.00	5.200	5.272	44	09/14/2023
78015JA23	22048	Royal Bank of Canada		08/08/2022	10,000,000.00	9,998,500.00	10,000,000.00	4.080	4.137	3	08/04/2023
85325VEJ5	22341	Standard Chartered Bank NY		02/02/2023	10,000,000.00	9,971,000.00	10,000,000.00	5.180	5.252	154	01/02/2024
85325VGC8	22588	Standard Chartered Bank NY		06/27/2023	25,000,000.00	24,972,750.00	25,000,000.00	5.750	5.830	203	02/20/2024
87019WGQ2	22269	Swedbank New York		12/14/2022	25,000,000.00	24,988,750.00	25,000,000.00	5.170	5.242	44	09/14/2023
89115BF62	22053	TORONTO DOMINION BANK NY		08/09/2022	10,000,000.00	9,983,900.00	10,000,000.00	4.050	4.106	38	09/08/2023
89115BKT6	22253	TORONTO DOMINION BANK NY		12/08/2022	10,000,000.00	9,999,600.00	10,000,000.00	5.280	5.353	7	08/08/2023
96130AQY7	22255	WESTPAC BANKING CORP NY		12/08/2022	15,000,000.00	14,999,250.00	15,000,000.00	5.250	5.323	8	08/09/2023
		Subtotal and Average	263,387,096.77		195,000,000.00	194,840,300.00	195,000,000.00		5.135	90	
Collateralized CDs											
SYS22579	22579	Five Star Bank - CD		06/20/2023	10,000,000.00	10,000,000.00	10,000,000.00	4.900	4.968	521	01/03/2025
SYS22580	22580	Five Star Bank - CD		06/20/2023	10,000,000.00	10,000,000.00	10,000,000.00	4.900	4.968	556	02/07/2025
SYS22468	22468	River City Bank		04/19/2023	3,000,000.00	3,000,000.00	3,000,000.00	4.650	4.715	262	04/19/2024
		Subtotal and Average	23,000,000.00		23,000,000.00	23,000,000.00	23,000,000.00		4.935	502	
Commercial Paper Disc. -Amortizing											
22533UV18	23009	Credit Agricole CIB		07/31/2023	80,000,000.00	80,000,000.00	80,000,000.00	5.250	5.324	0	08/01/2023
		Subtotal and Average	136,739,406.23		80,000,000.00	80,000,000.00	80,000,000.00		5.324	0	
Federal Agency Disc. -Amortizing											
		Subtotal and Average	17,400,827.29								
Local Agency Bond											
SYS16098	16098	Ackerman School District		04/03/2017	5,291,521.59	5,250,951.49	5,291,521.59	2.800	2.800	4,994	04/03/2037
SYS17042	17042	Mid Placer Public School Trans		12/21/2017	188,647.37	171,688.54	188,647.37	2.850	2.850	1,603	12/21/2027
SYS18093	18093	Mid Placer Public School Trans		01/16/2019	571,478.19	581,789.37	571,478.19	3.000	3.000	1,995	01/16/2029

General Fund
Portfolio Management
Portfolio Details - Investments
July 31, 2023

CUSIP	Investment #	Issuer	Average Balance	Purchase Date	Par Value	Market Value	Book Value	Stated Rate	YTM 365	Days to Maturity	Maturity Date
Local Agency Bond											
16115	16115	Newcastle Elementary SD		06/30/2017	2,581,953.75	2,332,919.15	2,581,953.75	2.800	2.800	8,734	06/30/2047
SYS19127	19127	Placer Hills Fire Protection		10/21/2019	152,414.80	153,047.93	152,414.80	3.000	3.000	447	10/21/2024
		Subtotal and Average	**8,808,980.31**		**8,786,015.70**	**8,490,396.48**	**8,786,015.70**		**2.818**	**5,746**	
mPower Placer											
2016NR-A	2016NR-A	mPower Placer		08/04/2016	3,215,202.45	2,789,683.27	3,215,202.45	3.000	3.042	5,146	09/02/2037
2017 NR	2017 NR	mPower Placer		07/06/2017	21,290.64	18,291.75	21,290.64	3.000	3.042	5,511	09/02/2038
2017 R	2017 R	mPower Placer		07/06/2017	24,467.21	21,020.91	24,467.21	3.000	3.042	5,511	09/02/2038
2018 NR	2018 NR	mPower Placer		07/26/2018	42,333.41	34,794.85	42,333.41	4.500	4.563	5,876	09/02/2039
2018 R	2018 R	mPower Placer		07/12/2018	132,148.30	127,905.02	132,148.30	4.500	4.563	5,876	09/02/2039
2018 S-NR	18003	Pioneer Community Energy		08/09/2018	290,576.68	282,012.51	290,576.68	4.500	4.563	5,876	09/02/2039
2017 S NR	2017 S-NR	Pioneer Community Energy		09/28/2017	121,872.98	101,213.19	121,872.98	3.000	3.042	5,511	09/02/2038
2017 S-R	2017 S-R	Pioneer Community Energy		07/06/2017	1,442,876.01	1,246,248.08	1,442,876.01	3.000	3.042	5,511	09/02/2038
2018 S-R	2018 S-R	Pioneer Community Energy		07/12/2018	1,071,482.43	1,034,595.58	1,071,482.43	4.500	4.563	5,876	09/02/2039
2019-20 NR	2019-20 NR	Pioneer Community Energy		07/18/2019	-0.01	-0.01	-0.01	4.500	4.563	6,242	09/02/2040
2019-20 R-1	2019-20 R-1	Pioneer Community Energy		07/11/2019	842,661.62	808,787.47	842,661.62	4.500	4.563	6,242	09/02/2040
2020-21 NR	2020-21 NR	Pioneer Community Energy		10/01/2020	0.00	0.00	0.00	4.500	4.563	0	09/02/2041
2020-21 R1	2020-21 R1	Pioneer Community Energy		07/23/2020	776,263.80	743,474.42	776,263.80	4.500	4.563	6,607	09/02/2041
2021-22 R1	2021-22 R1	Pioneer Community Energy		08/26/2021	833,232.10	801,425.96	833,232.10	4.500	4.563	6,972	09/02/2042
2016S R-1	2016S R-1	Sierra Valley Energy Authority		01/26/2017	63,093.83	55,476.64	63,093.83	3.000	3.042	5,146	09/02/2037
		Subtotal and Average	**8,877,501.45**		**8,877,501.45**	**8,064,929.64**	**8,877,501.45**		**3.725**	**5,742**	
mPower - Folsom											
2016-IA3 #2	2016-IA3 #2	mPower Folsom		07/14/2016	87,659.92	82,513.23	87,659.92	2.750	2.788	5,146	09/02/2037
2017-IA3 #3	2017-IA3 #3	mPower Folsom		07/27/2017	30,467.10	27,678.81	30,467.10	2.000	2.028	5,511	09/02/2038
MFIA-2 NR	IA2-NR	mPower Folsom		08/06/2015	0.00	0.00	0.00	2.750	2.788	0	09/02/2036
MFIA-3	MFIA-3	mPower Folsom		09/01/2015	206,625.87	196,664.02	206,625.87	2.750	2.788	4,781	09/02/2036
MF R-1	MFR-1	mPower Folsom		09/01/2015	136,595.55	132,149.50	136,595.55	2.750	2.788	4,781	09/02/2036
		Subtotal and Average	**461,348.44**		**461,348.44**	**439,005.56**	**461,348.44**		**2.738**	**4,899**	
		Total and Average	**2,347,195,848.06**		**2,163,970,236.46**	**2,102,253,576.97**	**2,157,409,776.56**		**2.919**	**555**	

General Fund
Portfolio Management
Portfolio Details - Cash
July 31, 2023

CUSIP	Investment #	Issuer	Average Balance	Purchase Date	Par Value	Market Value	Book Value	Stated Rate	YTM 365	Days to Maturity
Cash at Bank										
SYS00000	00000	PLACER COUNTY CASH			14,754,175.02	14,754,175.02	14,754,175.02		0.000	1
Undeposited Receipts										
SYS00000VAULT	00000VAULT	PLACER COUNTY CASH			4,181,599.86	4,181,599.86	4,181,599.86		0.000	1
		Average Balance	0.00							1
		Total Cash and Investments	2,347,195,848.06		2,182,906,011.34	2,121,189,351.85	2,176,345,551.44		2.919	555

General Fund
Purchases Report
Sorted by Fund - Fund
July 1, 2023 - July 31, 2023

CUSIP	Investment #	Fund	Sec. Type	Issuer	Original Par Value	Purchase Date	Payment	Principal Purchase	Accrued at Purchase	Rate at Purchas	Maturity Date	YTM	Ending Book Value
General Fund													
22533UU50	22596	1010	ACP	CACPNY	80,000,000.00	07/03/2023	07/05 - At Maturity	79,977,777.78		5.000	07/05/2023	5.001	0.00
63873KU54	22597	1010	ACP	NATXNY	85,000,000.00	07/03/2023	07/05 - At Maturity	84,976,388.89		5.000	07/05/2023	5.001	0.00
22533UU68	22598	1010	ACP	CACPNY	100,000,000.00	07/05/2023	07/06 - At Maturity	99,986,111.12		5.000	07/06/2023	5.001	0.00
63873KU62	22599	1010	ACP	NATXNY	125,000,000.00	07/05/2023	07/06 - At Maturity	124,982,638.90		5.000	07/06/2023	5.001	0.00
22533UU76	22607	1010	ACP	CACPNY	50,000,000.00	07/06/2023	07/07 - At Maturity	49,993,055.56		5.000	07/07/2023	5.001	0.00
3130AWLA6	22600	1010	FAC	FHLB	15,000,000.00	07/06/2023	08/04 - 02/04	15,000,000.00		4.905	08/04/2025	4.907	15,000,000.00
3130AWLB4	22601	1010	FAC	FHLB	10,000,000.00	07/06/2023	08/11 - 02/11	10,000,000.00		4.895	08/11/2025	4.897	10,000,000.00
3130AWL57	22602	1010	FAC	FHLB	20,000,000.00	07/06/2023	08/12 - 02/12	20,000,000.00		4.460	02/12/2027	4.461	20,000,000.00
3130AWL73	22603	1010	FAC	FHLB	10,000,000.00	07/06/2023	08/25 - 02/25	10,000,000.00		4.450	02/25/2027	4.451	10,000,000.00
3130AWL81	22604	1010	FAC	FHLB	10,000,000.00	07/06/2023	08/07 - 02/07	10,000,000.00		4.275	02/07/2028	4.276	10,000,000.00
3130AWL65	22605	1010	FAC	FHLB	20,000,000.00	07/06/2023	08/22 - 02/22	20,000,000.00		4.450	02/22/2027	4.451	20,000,000.00
3130AWL99	22606	1010	FAC	FHLB	20,000,000.00	07/06/2023	08/22 - 02/22	20,000,000.00		4.270	02/22/2028	4.271	20,000,000.00
63873KU70	22608	1010	ACP	NATXNY	60,000,000.00	07/06/2023	07/07 - At Maturity	59,991,666.67		5.000	07/07/2023	5.001	0.00
91282CFE6	22609	1010	TRC	UST	10,000,000.00	07/06/2023	08/15 - 02/15	9,628,125.00	121,719.61	3.125	08/15/2025	5.002	9,762,385.14
22533UUA9	22610	1010	ACP	CACPNY	75,000,000.00	07/07/2023	07/10 - At Maturity	74,968,750.00		5.000	07/10/2023	5.002	0.00
63873KUA3	22611	1010	ACP	NATXNY	80,000,000.00	07/07/2023	07/10 - At Maturity	79,966,666.67		5.000	07/10/2023	5.002	0.00
22533UUB7	22616	1010	ACP	CACPNY	50,000,000.00	07/10/2023	07/11 - At Maturity	49,993,055.56		5.000	07/11/2023	5.001	0.00
63873KUB1	22617	1010	ACP	NATXNY	80,000,000.00	07/10/2023	07/11 - At Maturity	79,988,888.89		5.000	07/11/2023	5.001	0.00
91282CHH7	22612	1010	TRC	UST	10,000,000.00	07/10/2023	12/15 - 06/15	9,867,187.50	28,176.23	4.125	06/15/2026	4.614	9,898,091.90
91282CGL9	22613	1010	TRC	UST	10,000,000.00	07/10/2023	08/15 - 02/15	9,825,000.00	160,220.99	4.000	02/15/2026	4.722	9,989,269.36
91282CEU1	22614	1010	TRC	UST	20,000,000.00	07/10/2023	12/15 - 06/15	19,237,500.00	39,275.96	2.875	06/15/2025	4.968	19,300,536.58
91282CFE6	22615	1010	TRC	UST	15,000,000.00	07/10/2023	08/15 - 02/15	14,479,687.50	187,758.98	3.125	08/15/2025	4.882	14,682,370.70
22533UUC5	22618	1010	ACP	CACPNY	50,000,000.00	07/11/2023	07/12 - At Maturity	49,993,055.56		5.000	07/12/2023	5.001	0.00
63873KUC9	22619	1010	ACP	NATXNY	80,000,000.00	07/11/2023	07/12 - At Maturity	79,988,888.89		5.000	07/12/2023	5.001	0.00
62479MUU5	22620	1010	ACP	MUFGBK	50,000,000.00	07/12/2023	07/28 - At Maturity	49,888,444.44		5.020	07/28/2023	5.031	0.00
63873KUD7	22621	1010	ACP	NATXNY	80,000,000.00	07/12/2023	07/13 - At Maturity	79,988,888.89		5.000	07/13/2023	5.001	0.00
63873KUE5	22622	1010	ACP	NATXNY	70,000,000.00	07/13/2023	07/14 - At Maturity	69,990,277.78		5.000	07/14/2023	5.001	0.00
63873KUH8	22623	1010	ACP	NATXNY	50,000,000.00	07/14/2023	07/17 - At Maturity	49,979,166.67		5.000	07/17/2023	5.002	0.00
63873KUJ4	22624	1010	ACP	NATXNY	75,000,000.00	07/17/2023	07/18 - At Maturity	74,989,583.34		5.000	07/18/2023	5.001	0.00
63873KUK1	22625	1010	ACP	NATXNY	75,000,000.00	07/18/2023	07/19 - At Maturity	74,989,583.34		5.000	07/19/2023	5.001	0.00
22533UUL5	22627	1010	ACP	CACPNY	35,000,000.00	07/19/2023	07/20 - At Maturity	34,995,138.89		5.000	07/20/2023	5.001	0.00
63873KUL9	22626	1010	ACP	NATXNY	50,000,000.00	07/19/2023	07/20 - At Maturity	49,993,055.56		5.000	07/20/2023	5.001	0.00

General Fund
Purchases Report
July 1, 2023 - July 31, 2023

CUSIP	Investment #	Fund	Sec. Type	Issuer	Original Par Value	Purchase Date	Payment	Principal Purchase	Accrued at Purchase	Rate at Purchas	Maturity Date	YTM	Ending Book Value
General Fund													
22533UUM3	22628	1010	ACP	CACPNY	30,000,000.00	07/20/2023	07/21 - At Maturity	29,995,833.33		5.000	07/21/2023	5.001	0.00
63873KUM7	22629	1010	ACP	NATXNY	50,000,000.00	07/20/2023	07/21 - At Maturity	49,993,055.56		5.000	07/21/2023	5.001	0.00
22533UUQ4	22630	1010	ACP	CACPNY	50,000,000.00	07/21/2023	07/24 - At Maturity	49,979,166.67		5.000	07/24/2023	5.002	0.00
63873KUQ8	22631	1010	ACP	NATXNY	55,000,000.00	07/21/2023	07/24 - At Maturity	54,977,083.34		5.000	07/24/2023	5.002	0.00
22533UUR2	22632	1010	ACP	CACPNY	55,000,000.00	07/24/2023	07/25 - At Maturity	54,992,361.12		5.000	07/25/2023	5.001	0.00
63873KUR6	22633	1010	ACP	NATXNY	60,000,000.00	07/24/2023	07/25 - At Maturity	59,991,666.67		5.000	07/25/2023	5.001	0.00
22533UUS0	23001	1010	ACP	CACPNY	55,000,000.00	07/25/2023	07/26 - At Maturity	54,992,361.12		5.000	07/26/2023	5.001	0.00
63873KUS4	23002	1010	ACP	NATXNY	60,000,000.00	07/25/2023	07/26 - At Maturity	59,991,666.67		5.000	07/26/2023	5.001	0.00
22533UUT8	23003	1010	ACP	CACPNY	60,000,000.00	07/26/2023	07/27 - At Maturity	59,991,666.67		5.000	07/27/2023	5.001	0.00
63873KUT2	23004	1010	ACP	NATXNY	65,000,000.00	07/26/2023	07/27 - At Maturity	64,990,972.23		5.000	07/27/2023	5.001	0.00
22533UUU5	23005	1010	ACP	CACPNY	50,000,000.00	07/27/2023	07/28 - At Maturity	49,992,708.33		5.250	07/28/2023	5.251	0.00
63873KUU9	23006	1010	ACP	NATXNY	55,000,000.00	07/27/2023	07/28 - At Maturity	54,991,979.16		5.250	07/28/2023	5.251	0.00
22533UUX9	23007	1010	ACP	CACPNY	50,000,000.00	07/28/2023	07/31 - At Maturity	49,978,125.00		5.250	07/31/2023	5.252	0.00
63873KUX3	23008	1010	ACP	NATXNY	50,000,000.00	07/28/2023	07/31 - At Maturity	49,978,125.00		5.250	07/31/2023	5.252	0.00
22533UV18	23009	1010	ACP	CACPNY	80,000,000.00	07/31/2023	08/01 - At Maturity	79,988,333.33		5.250	08/01/2023	5.251	80,000,000.00
				Subtotal	**2,395,000,000.00**			**2,392,483,687.60**	**537,151.77**				**248,632,653.68**
				Total Purchases	**2,395,000,000.00**			**2,392,483,687.60**	**537,151.77**				**248,632,653.68**

PLACER COUNTY 2023/24
Summary by Issuer
July 31, 2023

Issuer	Number of Investments	Par Value	Remaining Cost	% of Portfolio	Average YTM 365	Average Days to Maturity
Ackerman School District	1	5,291,521.59	5,291,521.59	0.24	2.800	4,994
BAYERISCHE LANDESBK NY	1	15,000,000.00	15,000,000.00	0.69	5.303	209
Credit Agricole CIB	1	80,000,000.00	79,988,333.33	3.68	5.324	0
California Asset Mgm't Prog	1	30,273,810.41	30,273,810.41	1.39	5.000	1
CANADIAN IMP BK COMM NY	2	50,000,000.00	50,000,000.00	2.30	4.897	100
FEDERAL FARM CREDIT BANK	22	200,000,000.00	199,869,100.00	9.20	0.849	256
FEDERAL HOME LOAN BANK	86	989,000,000.00	988,734,625.40	45.50	3.249	662
FED HOME LOAN MORT CORP	6	65,000,000.00	64,889,100.00	2.99	1.837	368
FEDERAL NATIONAL MORT. ASSOC.	3	30,000,000.00	29,969,000.00	1.38	0.358	474
Five Star Bank - PIMMA	1	25,000,000.00	25,000,000.00	1.15	4.500	1
Five Star Bank - CD	2	20,000,000.00	20,000,000.00	0.92	4.968	539
Mid Placer Public School Trans	2	760,125.56	760,125.56	0.03	2.963	1,898
mPower Folsom	5	461,348.44	461,348.44	0.02	2.738	4,899
mPower Placer	7	6,373,095.48	6,373,095.48	0.29	3.525	4,948
Newcastle Elementary SD	1	2,581,953.75	2,581,953.75	0.12	2.800	8,734
NORINCHUKIN BANK NY	1	25,000,000.00	25,000,000.00	1.15	5.272	44
Placer Hills Fire Protection	1	152,414.80	152,414.80	0.01	3.000	447
Public Finance Authority	1	633,906.99	646,585.13	0.03	4.894	5,540
Pioneer Community Energy	9	5,378,965.61	5,378,965.61	0.25	4.120	6,102
PLACER COUNTY CASH	2	18,935,774.88	18,935,774.88	0.87	0.000	1
River City Bank	1	3,000,000.00	3,000,000.00	0.14	4.715	262
Royal Bank of Canada	1	10,000,000.00	10,000,000.00	0.46	4.137	3
Standard Chartered Bank NY	2	35,000,000.00	35,000,000.00	1.61	5.665	189

PLACER COUNTY 2023/24
Summary by Issuer
July 31, 2023

Issuer	Number of Investments	Par Value	Remaining Cost	% of Portfolio	Average YTM 365	Average Days to Maturity
Sierra Valley Energy Authority	1	63,093.83	63,093.83	0.00	3.042	5,146
Swedbank New York	1	25,000,000.00	25,000,000.00	1.15	5.242	44
U.S TREASURY N/B	1	5,000,000.00	4,969,531.25	0.23	0.476	319
TORONTO DOMINION BANK NY	2	20,000,000.00	20,000,000.00	0.92	4.730	23
TOYOTA MOTOR CREDIT	1	10,000,000.00	9,907,690.00	0.46	0.900	163
U. S. TREASURY COUPON	44	490,000,000 00	481,025,655.92	22.13	1.850	620
WESTPAC BANKING CORP NY	1	15,000,000.00	15,000,000.00	0.69	5.323	8
Total and Average	**210**	**2,182,906,011.34**	**2,173,271,725.38**	**100.00**	**2.894**	**550**

CEPPT Account Update Summary

Auburn Area Recreation and Park District

as of June 30, 2023

CalPERS

CEPPT Account Summary

As of June 30, 2023	Strategy 1	Strategy 2	Total
Initial contribution (06/23/2021)	$68,089	$380,000	$448,089
Additional contributions	$96,000	$0	$96,000
Disbursements	$0	$0	$0
CEPPT expenses	($395)	($1,167)	($1,562)
Investment earnings	($5,790)	($34,597)	($40,388)
Total assets (06/23/2021-06/30/2023 = 2.02 years)	$157,903	$344,236	$502,139